

P5b's Home Learning

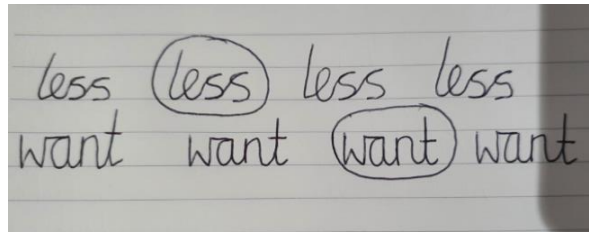
Thursday 21st January

Literacy: Handwriting

L.I: To practise basic handwriting joins.

Pick 5 words from your spelling words and write them 4 times. Practise your best **joined** handwriting and circle your favourite word, just like we do in class! Remember to write them in your jotter and upload a picture to [Seesaw](#).

Example:



Grammar: Full Stops and Commas

L.I: To use full stops and commas correctly.

Please listen to my recorded lesson posted on [Seesaw](#)!

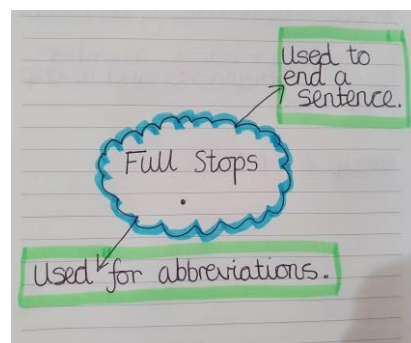
Task 1: Can you create a mind map that will help you remember all the facts about the punctuation? Use the posters to help you.

You can also use a search engine like

Google to find more information!

Make it as colourful as you like.

Here is my example:



Task 2: Complete uploaded work

sheets on using full Stops and commas. Please write the sentences in your jotter then upload a picture of your lovely work! Don't forget to put the date! (21.01.21)

Mathematics: Angles and Symmetry

L.I: To identify different angles in our environment.

Please listen to my recorded lesson posted on Seesaw!

We are going to recap our knowledge of angles. An angle is a measure of a turn and is written in degrees or you might see a $^{\circ}$ next to a number. For example, 360°

These are the angles we have:

Right angle: 90°	Obtuse angle: Between 90° and 180°	Acute angle: Less than 90°	Reflex angle: More than 180°
------------------------------	--	---	---

Task 1: Complete the [Seesaw](#) activity on labelling angles.

Task 2: Can you find any of these angles in your home or outside? Take some pictures and draw the angle to show me.

Don't forget to upload the pictures to [Seesaw](#)!

Extension: Complete the two [BBC clips](#) activities from the same link above.

Religious Education:

L.I: We are learning about the Jewish Festival, Passover.

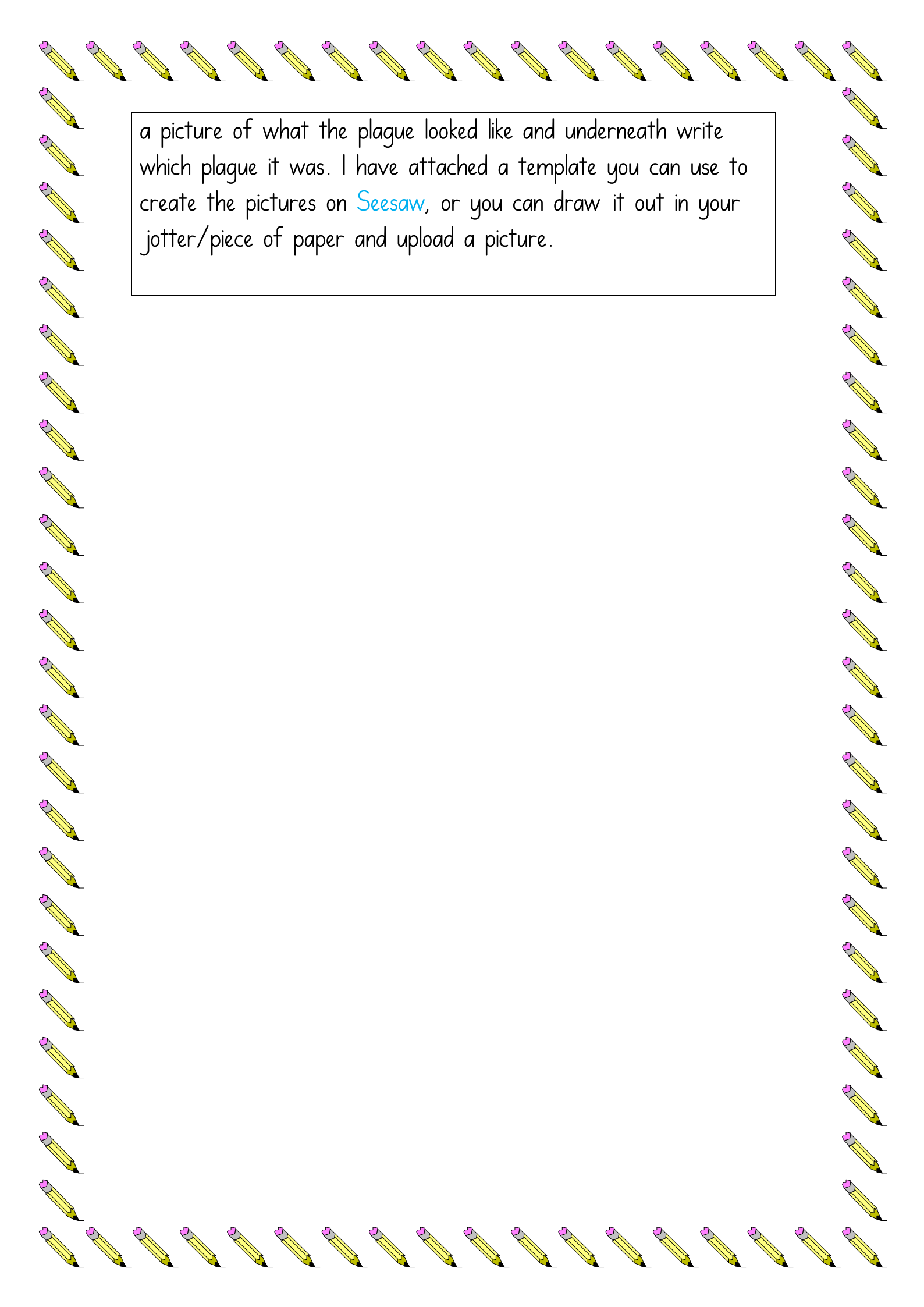
Watch this video clip about the story of Passover.

[The story of the Passover - KS1 Religious Education - BBC Bitesize](#)

Take notes on the 10 plagues that Moses cast over the Egyptians for holding them as slaves.

Hint: the first plague was the Plague of Blood!

Task: Create a comic strip of the 10 plagues. In each box draw



a picture of what the plague looked like and underneath write which plague it was. I have attached a template you can use to create the pictures on [Seesaw](#), or you can draw it out in your jotter/piece of paper and upload a picture.