

Pets

Do you have a pet?
How do you look after them?
Draw a picture of your pet and make a list of the things that they need.

Imagine you could have any pet in the world.
What would it be?
Tell a friend or family member about it.

Use construction blocks to make a home for a pet.
What would they need to make it safe and comfortable?

How many different types of pet can you think of?
What would be the best animal to keep as a pet?
What would be the worst?

Make a collage picture of a pet. You could use fluffy, furry material for a cat, for example, or shiny foil to make a fish.



Robots


Design your own robot. How many different shapes can you use for the buttons and lights?

Use a box to make a robot costume. You could cover it with foil and stick on buttons etc.

Imagine you had a robot that would do anything you wanted. What would you ask it to do?

A robot needs electricity to work. What else in your house uses electricity? Draw a picture of all the things that need electricity.

Collect a few magnetic objects. Observe what happens when you put them together. Talk about what is happening.



Transport

Look outside at the vehicle number plates. What numbers do they have on them? Try adding them together. What number do you get?

Look at the wheels on different vehicles. Why do they have different numbers and sizes of wheels?

Where would you go if you had a magic carpet? Draw a picture of what you would see when you got there.

Make a poster showing what to do to keep yourself safe when you are walking near a road.

Set up a car park by drawing parking spaces on a large piece of paper or card. Can you put a toy car in each space? How many cars are in the car park? What happens if you take one away? How many do you have then?



The Three Little Pigs

Retell the story to a friend. Can you use different kinds of voices for the characters and add sound effects to bring your storytelling to life? Could you make some puppets and use these in your story?

Can you think of words that rhyme with pig? Could you write them down, draw pictures of them or take photos of some of them?

Draw a picture of a strong house that the three little pigs can live in. Can you include shapes in your house? How many different shapes can you use?

Use junk modelling materials or building blocks to create a strong house for the three little pigs. Can you blow it down?

Choose your favourite part of the story and draw a picture to show what happens. Can you write some words (or a sentence) to describe what is happening?



Minibeasts

If you can, go on a bug hunt!

Look under stones and wood, in long grass and in the bark of trees. What can you see? Remember to be gentle and put the bugs back where you found them. Take a photo of what you found.

Make a butterfly print painting. Fold a piece of paper in half. Open it out again, and on one half draw the wing of a butterfly. Decorate it with thick paints. Then fold the paper over and you will have a symmetrical butterfly!

Look closely at a spider's web. How do you think the spider made it? What is it for?

Sing Incy Wincey Spider.
*Incy Wincey Spider climbed up the water spout.
Down came the rain and washed the spider out.
Out came the sun and dried up all the rain.
And Incy Wincey Spider climbed up the spout again.*

Make your own minibeasts out of modelling clay or playdough.



Pirates

Draw a treasure map.
Add in features like hills,
rivers, trees and villages.
Don't forget to mark the
treasure with an X.

If you were a pirate,
what would your
pirate name be?
What would you
wear? Draw a picture
of you as a pirate!

Make a treasure chest using a box.
What will you put in it? Why is it important to you?

Design your own pirate flag.
You could use patterns or pictures to decorate it.

When you are at the playground, pretend
to be pirates. Climb the rigging (the
climbing frame), look out from the crow's
nest (the top of the climbing frame) etc.
Can you find a way to walk the plank?



Patterns

When you are making lunch, can you lay the food out in repeating patterns?
For example, cucumber, tomato, cucumber, tomato.

Go on a pattern hunt. Can you find any patterns in your home? Describe the patterns you find to a friend or family member.

Try out some clapping patterns. For example, clap your hands together, then on your knee, and repeat. Change the pattern. Can a friend copy you?

Practise making repeating patterns with your toys at home. Can you make a repeating pattern with colour, size or type of toy?

Make a repeating pattern from shapes. Can you use triangles, squares, rectangles and circles?



Superheroes

Imagine that you are a superhero. What would you wear? What would your powers be?
Draw a picture of yourself as a superhero.

Dress up as a superhero. You don't need a fancy costume, just a piece of material for a cape and a paper mask will do!

Imagine you have super hearing!
Be really quiet and listen carefully. Count the different noises that you hear. Draw pictures of the things you heard.

Make some simple feely boxes to test your super senses!
Use a few old boxes and fill them with things with interesting textures (for example, cotton wool, sand paper). Without looking, can you tell what they are just by feeling?

Make an ice balloon. Fill a balloon with water and freeze it overnight. Observe it as it melts. What happens to it? Make it more interesting by freezing some small objects inside it!
How can we get them out?



Under the Sea

Sing the song **1,2,3,4,5,**
Once I caught a fish alive.

*One, two, three, four, five,
Once I caught a fish alive,
Six, seven, eight, nine, ten,
Then I let it go again.
Why did you let it go?
Because it bit my finger so.
Which finger did it bite?
This little finger on my right.*

Look at pictures of sea creatures. Talk about their different body shapes and features. How are they different from animals that live on land?

Can you think of any words that rhyme with "under the sea" words, such as fish, sea, weed, sand?

Make a whirlpool in a bottle. Fill an old clear plastic bottle to about 3/4 full. Add some washing up liquid and a little bit of glitter (if you have some). Put the cap on, turn it upside down and spin it around in a circle. You should see a mini whirlpool forming inside.

Make a simple jellyfish using an old clear plastic pot. Attach strips of paper to make the tentacles.



Farms


Learn some nursery rhymes linked to farm animals.
For example, Mary had a little lamb. What others can you think of?

Grow your own herbs in a pot on the windowsill.
What do they need to grow?

Make eggs from playdough and put them into old egg boxes. Can you make an egg for each space?

Can you move like a farm animal?
For example, can you waddle like a duck or gallop like a horse?

Think about the animals that you might find on a farm.
What different sounds do they make?
Could you try to make some farm animal noises?
Could you record your voice?



Toys

Draw a picture of your favourite toy. Why do you like it so much?

Cut out pictures of toys from an old shop catalogue and use them to make a picture.

How many toys do you have?
Can you count them all? Sort them into different types of toys. How many of each do you have?

Use your toys to act out one of your favourite stories, or make up a new one!

Play some simple games like ludo or snakes and ladders, that involve counting spaces along a number track.



My Family

Who is in your family?
Make a simple family tree to show how you are connected.

Make a card for someone in your family and post it to them.

Retell the story of Goldilocks and the Three Bears, using different voices for Daddy Bear, Mummy Bear and Baby Bear. You could even act it out!

Draw a picture of your house and the people who live in it. Put everyone in their favourite room. Why is it their favourite?

Lay the table for a family meal. Make sure everyone has the cutlery they need. How can you be sure?



Myself

Draw a self-portrait.
Look carefully in a mirror first.
What colour are your eyes?
What does your hair look like?

Practise your throwing skills
with a ball or beanbag and an
empty bin. Start off quite close
to the bin and throw the ball or
beanbag in. Then take one
step back. Can you still throw
it in? Is it easier or harder?

Make an "I can..." list.
For example, "I can
skip, I can hop, I can
cut with scissors."

Measure yourself.
How tall are you?
How long are your
fingers and toes?
What about your
feet? Measure an
adult in your
family too.

What sounds can
you make with
just your body?
Can you clap,
click your fingers,
blow a raspberry?
Can you think of
any more?



Colours

Sort your toys out into different colours. Do some of them have more than one colour? How will you decide where to put them?

What is your favourite colour? Go on a colour hunt around the house, finding things that are the same colour.

Use stickers or pieces of coloured paper to make a rainbow. You can even add cotton wool clouds at the ends!

Cut some squares, triangles and circles of coloured paper and use them to make a repeating pattern.

Choose three items that are the same colour and make up a story about them.



Growing

Have a look at your baby pictures. How have you changed?

Use seeds, leaves and sticks to make patterns on the ground when you are outside. Take a photo of them.

Look at pictures of baby animals. How are they different to the adults?

Look at plants around your home. What do they need to grow?

Draw a plant. Look very carefully at the parts of the plant before you draw it. Talk about the parts of the plant.



Forest and Woods

Decorate a stick... or you could use a pencil / ruler if you don't have a stick. Give it arms, legs and a face to make a stick man.

Sit under a tree and read a story.

Look around your home for things made of wood. How many things can you find? Sort them out in order of size.

Look carefully at the patterns on leaves. Collect some of them and make rubbings using crayons.

Retell the story of Little Red Riding Hood. Make a map of Little Red Riding Hood's route through the forest.



Weather

Keep a weather diary for a few days. How does the weather change?

Cut the top off of a plastic bottle and put it out in the rain (or use a plastic cup). How much water do you collect?

Look at your clothes. Which clothes do you wear when it is hot or when it is cold? Cut out some clothes pictures from an old catalogue or magazine and make a picture of people dressed for different kinds of weather.

Look up at the clouds in the sky. Can you see any shapes, patterns or pictures in them?

Make some simple wind streamers by tying ribbon onto sticks. Go out with them on a windy day. What happens to the streamers?



Journeys

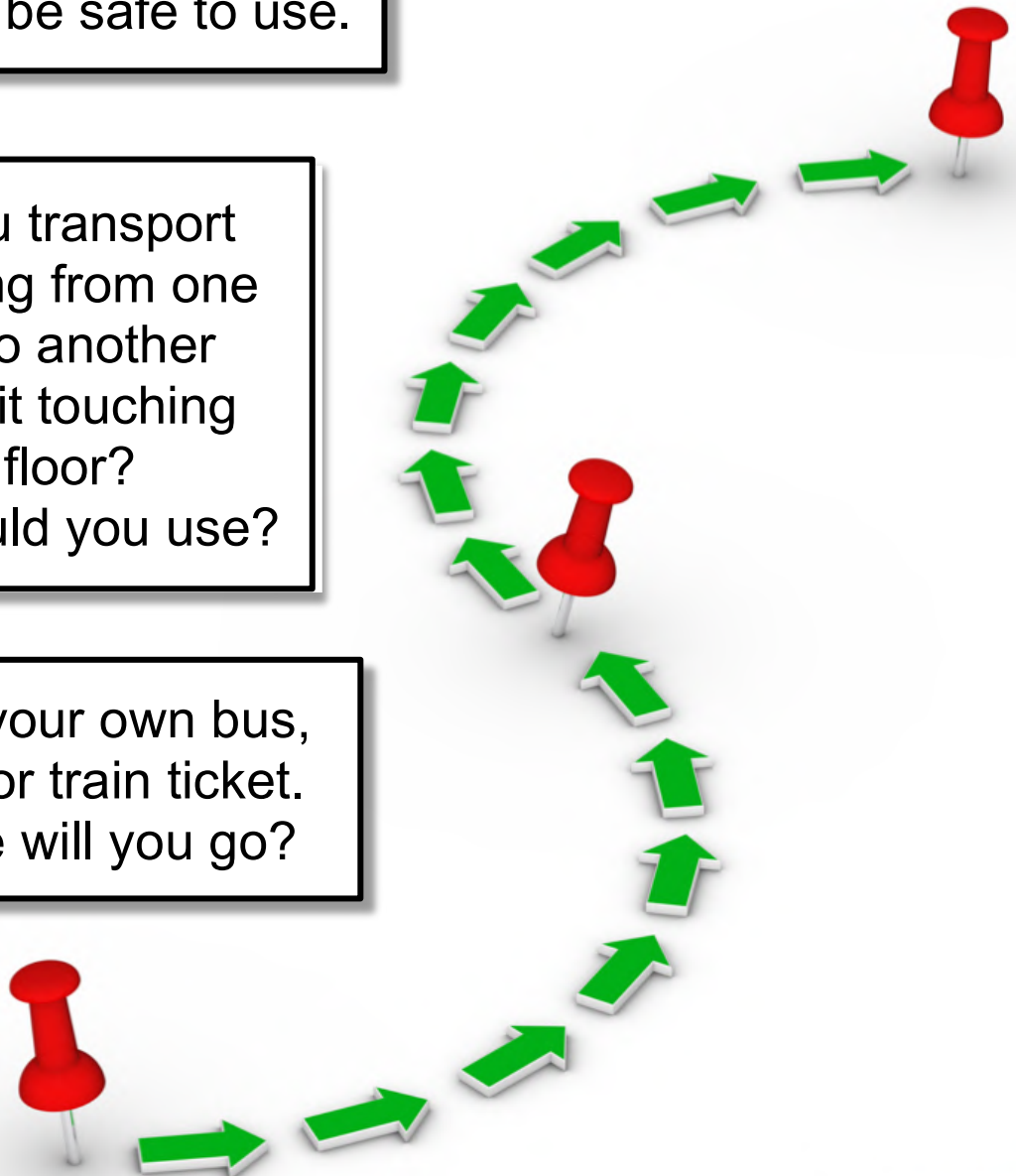
Draw a map of a journey that you would like to make.

Make a simple obstacle course, using things from around the house. Talk about what would be safe to use and what might not be safe to use.

Can you transport something from one place to another without it touching the floor?
What could you use?

Make your own bus, plane or train ticket.
Where will you go?

Tell somebody else about a journey you have taken.
How did you travel?



Castles


Use an old box to make your own castle. Cut out some battlements and some windows. Add some flags and don't forget the drawbridge!

Design a flag for a castle.
What will you put on it?

Retell the story of Jack and the Beanstalk to a friend or family member. Video it and watch it back.

Make a crown.
Use a strip of paper and stick on different shaped jewels made from coloured paper.

Paint a picture of a dragon.
What is your dragon called?



Space

Make a spaceship from junk modelling materials or construction blocks.

Design an alien. Think about what your alien might eat, where they live and how they talk to each other.

Imagine you are walking on the moon. What would it feel like?
Can you jump and leap as if you were on the moon?

Wrap some objects of different weights in foil to make asteroids (e.g. cotton wool, a stone, playdough). Which one is heaviest and which one is lightest?
Can you put them in order?
Can you weigh them on a scale?

Make a simple telescope with an old cardboard tube. Put a piece of black paper over one end and use a pin to make little holes in the paper. When you look through it you will be able to see your own constellation.

