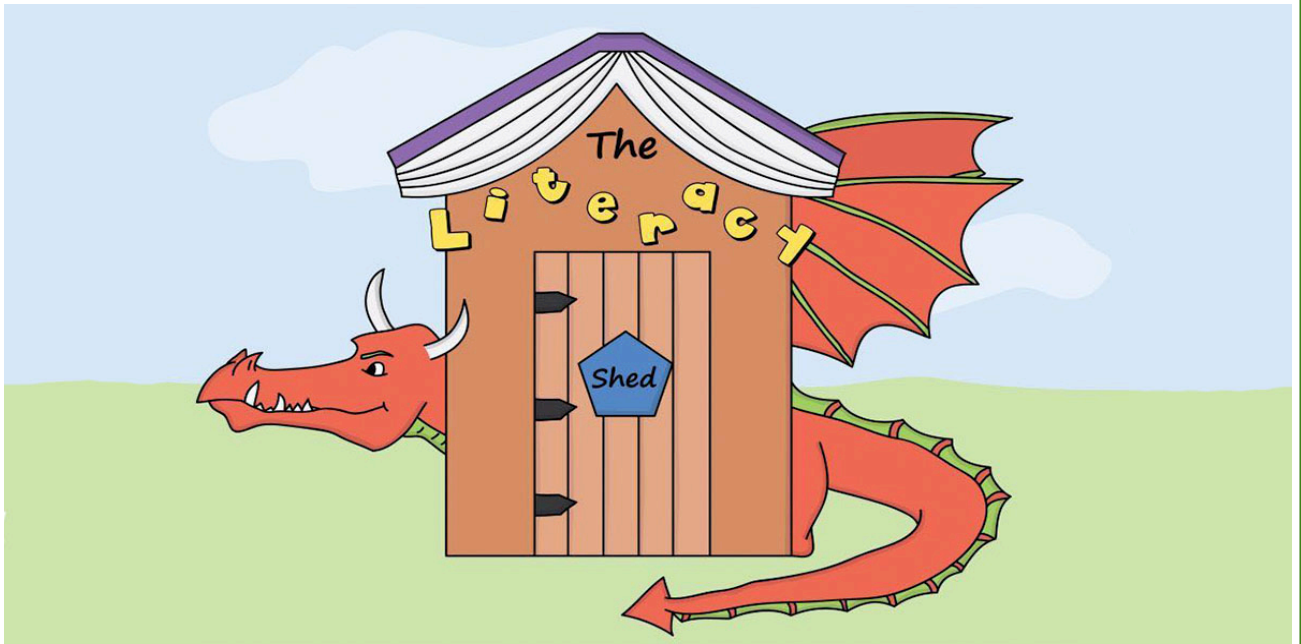


Broken: rock, paper, scissors



Activity Pack

KS2

**This pack contains
10 mixed activities
in response to a
short film clip**

Broken: rock, paper, scissors

PLEASE NOTE

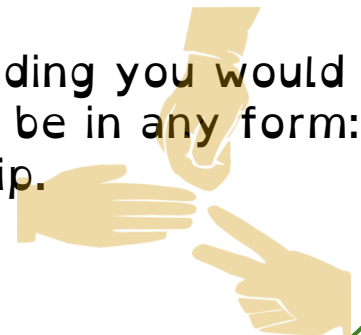
The Literacy Shed website should ALWAYS be used under the supervision of an adult. There are some clips on the site which are only suitable for use with Year 6 children or KS3. Please ensure that children do not search the website independently.

The activities in this pack are designed to use with the following clip...

<https://www.literacyshed.com/a-shed-full-of-animations.html>

Other activities to complete after watching the clip:

- Write the narration for this story.
- Create a 'background story' for each of the characters.
- Write the dialogue between Rock and Paper as Rock attempts to persuade Paper to go with him.
- Recreate the home of the three creatures– where would scissors live? This could be achieved using natural materials.
- Write out the rules for the game or your own version of it or create an instructional film / animation.
- Change the ending! Create the ending you would like the story to have. This could be in any form: film / podcast / LEGO / comic strip.



Broken: rock, paper, scissors

Before the film ask the children what they think the film could be about from the title?

If they were playing the game (you might want to let them play a few rounds) then who beats who?

If this was a story who would win a battle?

Play the film and pause it after 20 seconds.

- Which character do you think this is?
 - Can you think of any adverbs to describe how he moves?
 - Use similes or metaphors to describe his appearance.
- Pause the film after 52 seconds when Rock rests his head on his arm.
- Who is Rock watching?
 - Describe how Paper is moving.
 - What does Rock think about Paper?

Pause after 1 minute

- How does the director use music and sound to signify danger?
 - How could we get the same effect in our writing?
- Pause the film on the close up of Scissors' face
- How could we describe Scissors' face?
 - Use similes or metaphors to enhance the description of his angular features.

Pause the film at 1 min 25 when Rock grips Paper's arm.

- If he could speak what do you think he would say to her now?
- What punctuation would we need to use to write it down.

Play the next couple of seconds and asks why can't he hold on to Paper's arm?

Broken: rock, paper, scissors

Pause the film at 2min 23 secs when Scissors is marching towards them.

- Based on the traditional game can children make predictions what will happen?

Pause the film at 3 min 07 secs when Rock is stood over the lifeless Paper.

- How did Rock feel when he vanquished Scissors?
- How does he feel now?
- How might an author show this in their writing?

Pause the film at 3 min 18 seconds.

When Rock's hands first crumble at her touch.

- What can Rock not do?
- How will he help her? Will he help her?
- What would you do if you were Rock?

Pause the film at 3 min 44 secs when the sun hits Paper's face.

- What has happened?

At the end of the film

- What has happened?

Were you right or wrong?

- How does Paper feel about Rock?
- Do you think Rock regrets his actions?

*Please note that there are no answers to these discussion questions.

Broken: rock, paper, scissors

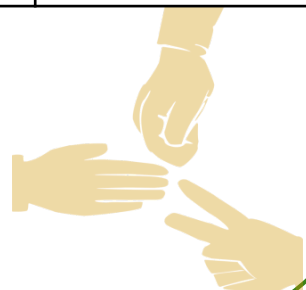
Keep Your Eyes Open

Watch the clip. How many of these emotions / attitudes do you see the characters experiencing throughout the short story?

Tick each as you see it (or label with 'R' for Rock, 'P' for Paper and 'S' for scissors to show who experienced each emotion). You may need to watch the clip two or three times.

horror	fascination	concern	interest
frustration	anger	annoyance	pride
eagerness	determination	worry	shock
fear	inspiration	hatred	confusion
clarity	joy	disappointment	love
exhilaration	thoughtfulness	peace	pity


Own ideas:



Broken: rock, paper, scissors

Rock's Story

Break the story down into 6 key plot points from the perspective of Rock. These should be written in the order that they happened, into the 6 boxes under the graph. Now consider where Rock was on the scale of 'calm' to 'wild' for each of these plot points. Mark these on the graph with 6 crosses. This should show Rock's emotional journey during the story. Next to each cross, write up to three emotion words which best describe his feelings at those plot points (you may wish to use some emotion words from the previous page.)






wild



calm

1	2	3	4	5	6

Broken: rock, paper, scissors



Create a comic strip of the story

Broken: rock, paper, scissors

Point of view:


Imagine that each character writes a short summary of the story. Their perspective of the events will vary. How will each character see and explain things differently?




A large, empty, yellow speech bubble with a blue outline, intended for the rock character to write its perspective.



A large, empty, yellow speech bubble with a blue outline, intended for the paper character to write its perspective.



A large, empty, yellow speech bubble with a blue outline, intended for the scissor character to write its perspective.



Broken: rock, paper, scissors

Magic Squares: In a magic square, each row, column and diagonal has the same total. Each character is showing you the total for their magic square and also the range of numbers that can be used. Can you complete them?


2		6
	5	
		8




total = 15
range = 1-9

	10	7	4
2	8		15
	11	6	

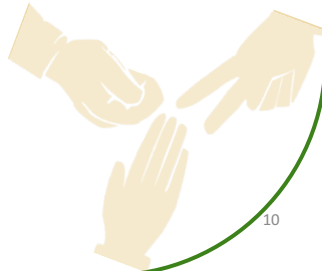
total = 34
range = 1-16



14				15
	22	25	2	13
20			12	21
	24	4		
19		23	16	6

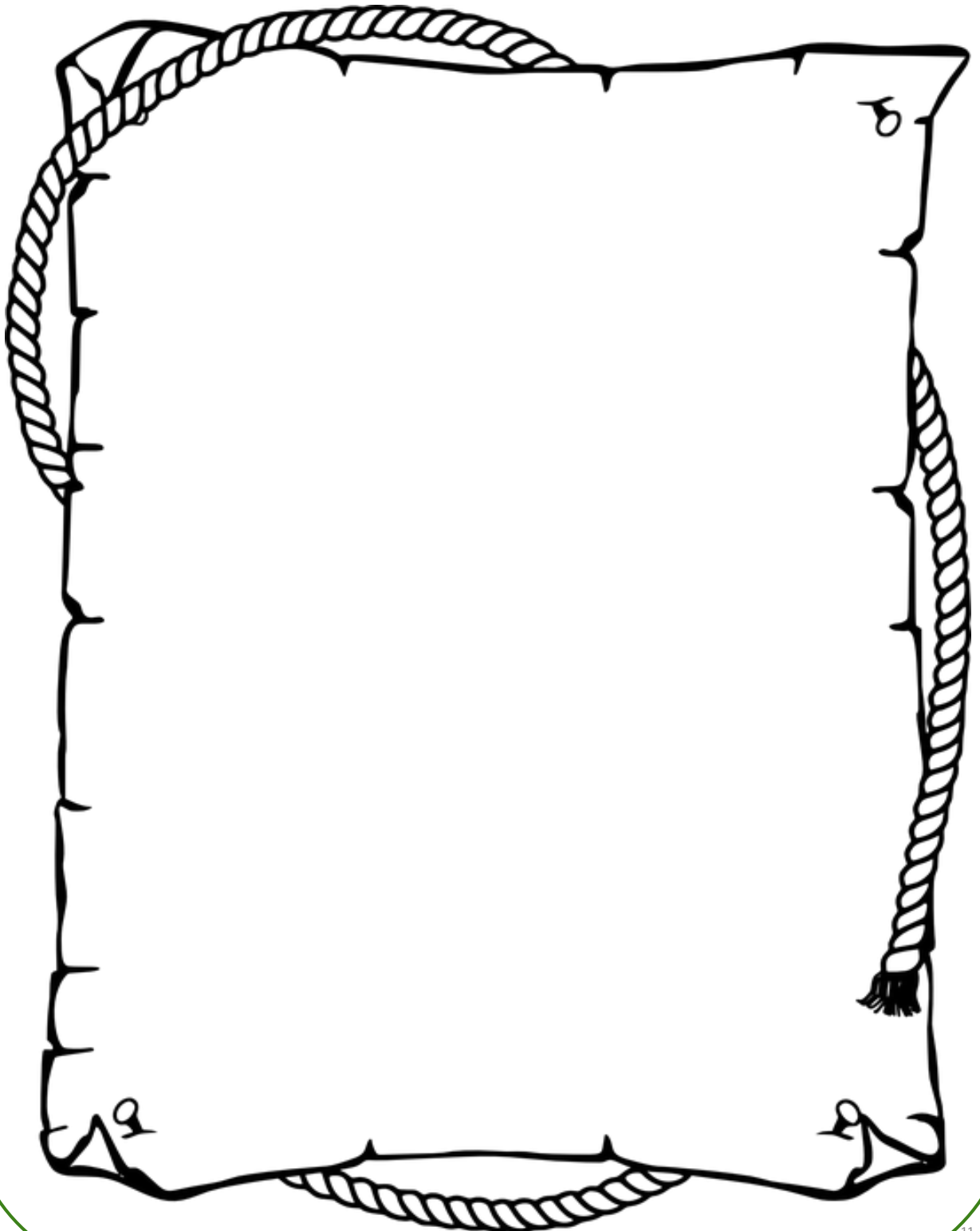


total = 65
range = 1-25



Broken: rock, paper, scissors

Wanted Poster: Imagine that scissors survived and continued to wreak havoc in the forest. Create a WANTED poster for his capture. Who might have created the poster? What could the reward for capture be? Remember to include a sketch and detailed description of him. Explain why he is 'WANTED'.



Broken: rock, paper, scissors

Paper's Setting Description.

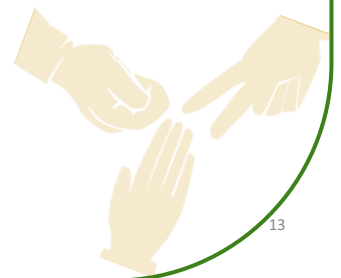


Stone mountains stood like waves frozen in time, surrounding the abundant woodland. The grey rock was full of hidden, muted colours, visible to those who cared to notice it.

Trees peppered the landscape below these vast rocky giants. Sometimes their branches reached out to one another forming maze-like pathways for the tree top birds and creating large patches of shaded undergrowth for the insects and fungi.

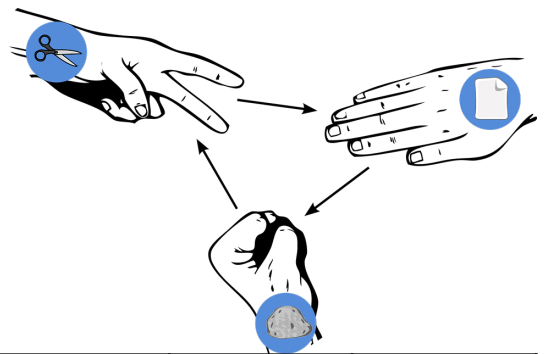
The forest floor, though seemingly carpeted with grass, was made from a hundred different species of wildflower; green in their tender youth. Where the sun dappled its light and warmth for most of the day, flowers were in full bloom. They whispered their perfume into the air and rolled their delicate heads in the breeze.

Fallen rocks had been reclaimed by the forest's plants to become mossy bridges and platforms. Vines and creepers circled them, cuddling tight and popping open their purple flowers. They were welcome.

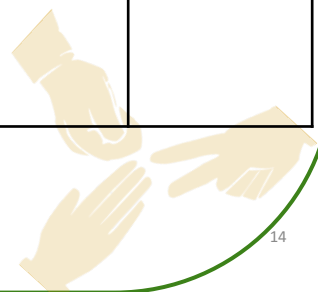


Broken: rock, paper, scissors

Create your own Rock / Paper / Scissors game by inventing your own characters. Remember each character must be able to defeat one of the other two characters. It must also be vulnerable to the other one.



Name	Sketch	Description	Who they beat?	Who they're beaten by
1:			2	3
2:			3	1
3:			1	2



Broken: rock, paper, scissors

Answer Page

Magic Squares:


2	7	6
9	5	1
4	3	8



total = 15
range = 1-9

13	10	7	4
2	8	9	15
3	5	12	14
16	11	6	1

total = 34
range = 1-16



14	11	8	17	15
3	22	25	2	13
20	7	5	12	21
9	24	4	18	10
19	1	23	16	6



total = 65
range = 1-25

