

# P5b's Home Learning

## Friday 15<sup>th</sup> January 2021

Please email me at [gw20naeemhumira@glow.ea.glasgow.sch.uk](mailto:gw20naeemhumira@glow.ea.glasgow.sch.uk) with any questions that you may have about your tasks. I would love for you to show me evidence of your great learning also!

### Health and Wellbeing:

It's Flex Friday!

Let's get active with Joe Wicks on his YouTube channel at 9.00am-9.20am.

Follow the link: <https://www.youtube.com/user/thebodycoach1>

Why not encourage the rest of your family to join in!

### Literacy:

D.E.A.R — select a book, magazine, comic or newspaper at home and read for 15 minutes. Why not build a den using pillows and blankets for a cosy read!

### Spelling:

- \* Look over your spelling words for this week.
- \* Use SACAWAC to revise. (Say and Cover and Write and Check your words)
- \* Ask a family member to test you on your spelling words.

### Grammar:

LI — I am learning to recognise similes and metaphors.





### Metaphors

When you use a metaphor you are saying that a person, place, animal or thing IS something else (not just like it).

 <p>He is a shining star.</p>	 <p>Life is a roller coaster.</p>
 <p>The world is a stage.</p>	 <p>Her hair is a golden river.</p>

### Simile

When you compare two different things to show a similarity.

 <p>She was as busy as a bee.</p>	 <p>She ate like a bird.</p>
 <p>He slept like a log.</p>	 <p>He was as cunning as a fox.</p>

Task: Please complete the 'Metaphors and similes using lyrics' worksheet.

## French:

Fun with French on Friday!

Join into a live French session on YouTube.

This can be accessed via Youtube – LingoboxLearning or follow this link:

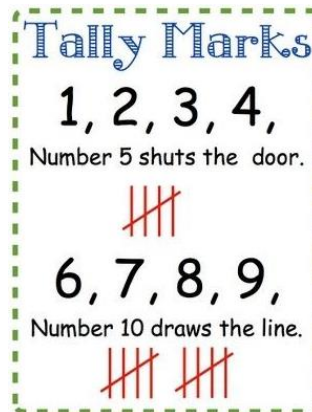
<https://www.youtube.com/channel/UCO4YR8hhRveNhvZrz9xptDQ>

## Numeracy:

Continue to develop your mental maths with Top Marks Hit the Button. Let's start with partitioning today! \*Remember to click partitioning on the drop down menu\*

## Information Handling:

Can you create a table in your jotter and include the colours: Black, White, Blue, Silver and Red.



Now, look out for any passing cars, place a tally mark in the table for each car that passes. Do this for 15 minutes.

**Task:** Please complete the 'Information Handling' worksheet on Seesaw.

## Topic:

Design a front cover page for your new topic.

Remember our new topic is 'Scotland in comparison to Pakistan'.

Be colourful and creative!

Can you research 3 facts about each country?

Don't forget to send in your research!