



PI Home Learning

Friday 19th February




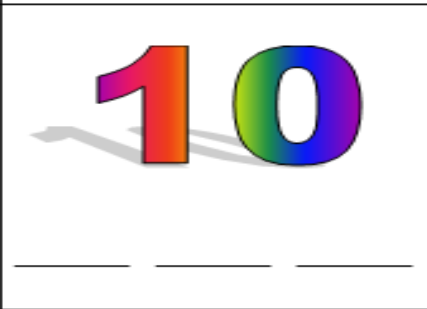
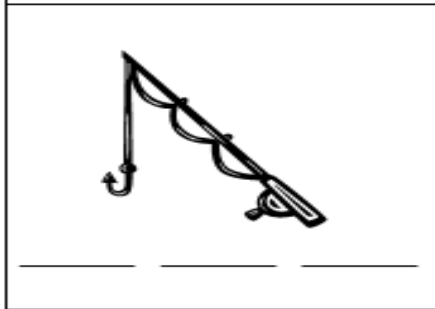
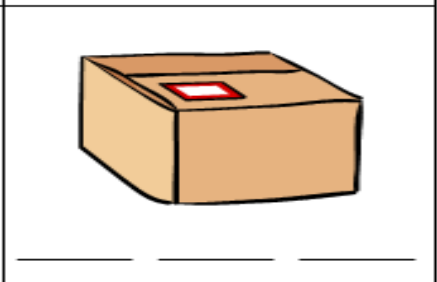
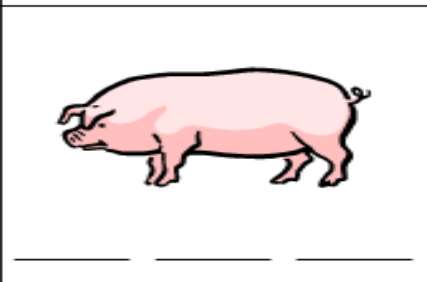

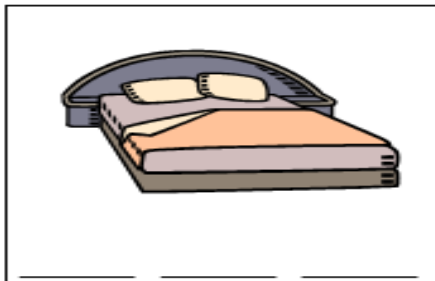

Literacy: Phonics

Click the link and join in with all our Jolly Phonics songs in alphabetical order.

[Jolly Phonics Song "a-z" - YouTube](#)

Over the past few weeks, we have been focusing on learning how to spell cvc words. (cvc words are short words made of consonant, vowel, consonant) and we have spent time identifying initial sounds, ends sounds and middle sounds in cvc words. Today we would like to 'have a go' at putting all this learning together and try spelling whole cvc words, as independently as possible.

Use the phonics strip below if you need help to remember what each letter looks like.



Common words

Continue to practise these five common words. Please remember to submit your common word grid for this week on Seesaw.

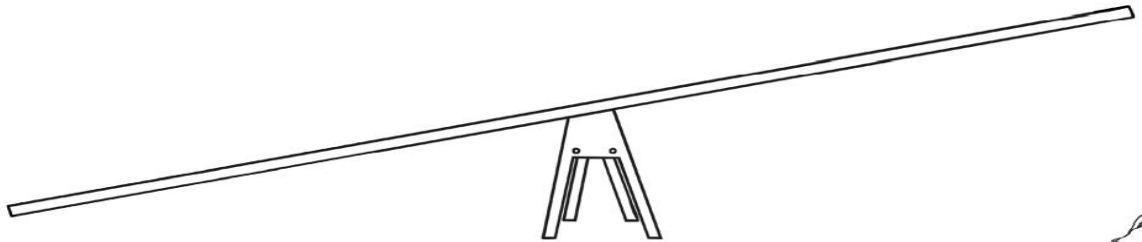
a	that	are	they	from
---	------	-----	------	------

Numeracy: Measure - Weight

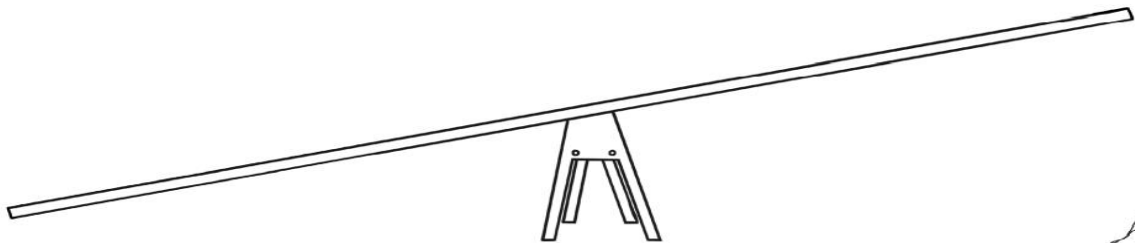
Task 1

Look at the balance scales below and decide which object should go where. If you have a printed copy of this task you can cut the objects out and stick them down, you can draw the pictures and complete on paper or we have created a task for you on Seesaw, so you can complete on there too.

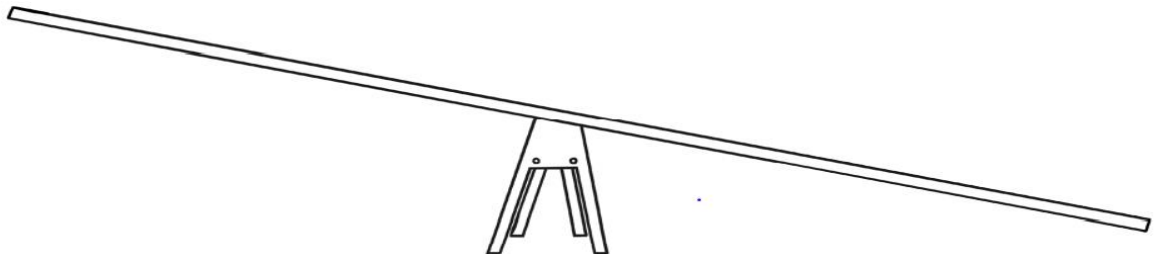
1.




2.




3.



4.





Task 2

On Wednesday we had a go at being human balancing scales today we would like you to try and make your own balancing scales, from things that you have in the house, and then have a go at weighing a range of objects.

You will need:-

- A coat hanger
- String
- 2 containers/cups, bowls.
- Range of heavy and light objects to weight

See pictures below for some ideas of how you can put this together.



Please share photographs of your balance scales with us on Seesaw and let us know what you were able to weigh.

Task 3

While you are out your daily walk today or if you are at the park today or this weekend, see if you can complete this weight and measure Scavenger Hunt. Good Luck! 😊

Weights and Measures Scavenger Hunt

Collect:

- ^{tick} The lightest object.
- The smallest stone.
- A stick which is about 10cm long.
- A coin.
- The longest leaf.
- Something that will fall the slowest.
- Something that is longer than a hand span.
- The widest piece of bark.
- A flower that is smaller than a thumbnail.
- Something that will float on water.
- A blade of grass the same length as my thumb.
- Two different things which are exactly the same height.



Measure:

- How many times you can jump in 60 seconds.
- How many times you can clap in ten seconds.
- How many star jumps you can do in 1 minute.



Challenge:

- Who can keep frozen still whilst estimating 1 minute?

Health and Wellbeing

- Join in with Joe Wicks – The Body Coach, you can find this on Facebook, his website or on his Youtube channel. Have fun!!



- Miss Howarth has been blown away with all your incredible French accents and she has planned another activity for you to complete today too! Enjoy!



Light Up with Kindness Countdown Activity on Seesaw.

Being kind is something Primary 1 are all very good at. When we are being kind we are thinking about another persons feelings and not just our own. Kindness makes the world a nicer place because it makes people happy. This week it is [World Kindness week](#) so each day we will reveal 2 acts of kindness and we would like you to try and complete at least 1 of these acts of kindness each day. These will only be suggestions and you can complete your own acts of kindness too. Have a think what kind of things you could do to be kind and make someone else feel happy? Remember even a small act of kindness can make someone's day! 😊

Please upload and share any videos or pictures with us on Seesaw so we can see all your fabulous acts of kindness!



- Miss Hughes and Mrs Lidstone are so proud of how hard you have all been working. We would love to hear what your favourite thing has been to do at home. It could be something you have learnt, something you enjoyed doing or making. Anything at all, just tell us something that has made you happy! Please share your video with us on Seesaw or in an email. You are all amazing and we cannot wait to see you on MONDAY!!



Have a super weekend!! 😊