



PI Home Learning

Friday 22nd January



Literacy: Phonics

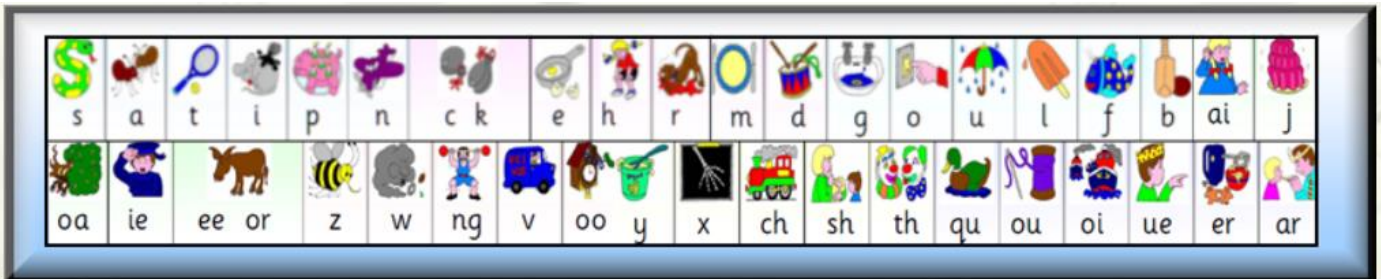
We have had lots of practice, and we are becoming really good at identifying the starting sounds of a word. Today we are going to focus in learning how to identify the end sounds in words. Have a look and join in with Jack Hartman in this Youtube video below. We have also put an activity on Seesaw to help explain this some more.

[Ending Sounds Song - with Jack Hartman](#)

Look at the pictures below and identify the end sounds in each word. This can be a little tricky so just try your best! It is ok if someone at home needs to help you! 😊

1. Look at the picture.
2. Say out loud what you see.
3. Ask someone at home to say the word out loud and listen carefully to the very last sound that you hear in each word.
4. Have a go at writing it below each picture.

Use this phonics strip if you need help to remember what each letter looks like.



Common words

Continue to practise these five common words. You can read them, find them in a book or write them.

of	us	was	as	at
----	----	-----	----	----






Numeracy: Warm -up

Can you identify the missing numbers in each sequence?

3, 4, __, 6, 7, __, 9, 10	11, 12, 13, __, 15, __, 17
15, __, 17, __, 19, __	21, 22, __, 24, __, 26, __

3D Shape

Do you remember the names of all our 3D shapes?



Can you guess the shape I am thinking of?

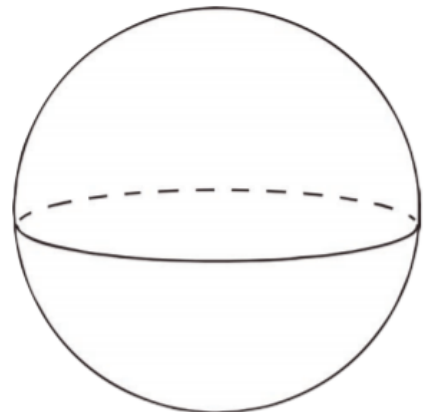
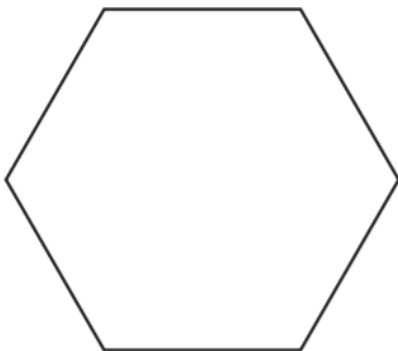

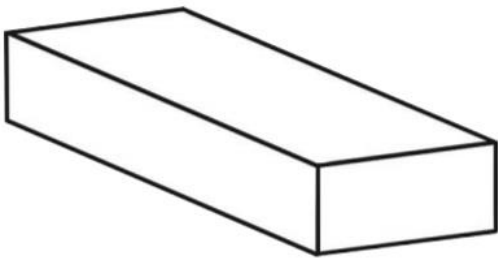
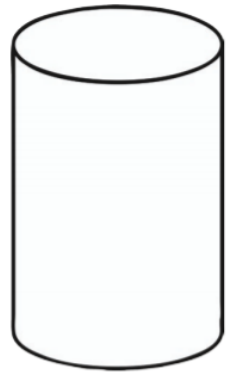

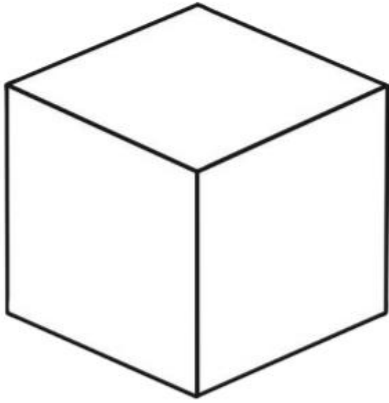
Ask someone to read the clues below, can you guess what 3D shapes I am describing? Use the pictures of the 3D shapes above to help you.

I am round and can roll like a ball?	
I have lots of flat surfaces which are all the same size?	
I can roll, and I have 2 flat surfaces that are circular?	

Look at the shapes below and decide if they are a 2D shape or a 3D shape?

If you are able to print this activity you can colour in your shapes. Please choose **2 colours**, **1 colour** for all the **2D shapes** and **1 colour** for all the **3D shapes**. Don't worry if you can't print this you can just talk about this with someone at home. Point to each shape and decide if you think it is a **2D shape** or a **3D shape**.



We have put an activity on Seesaw for you to get some more practice! 😊

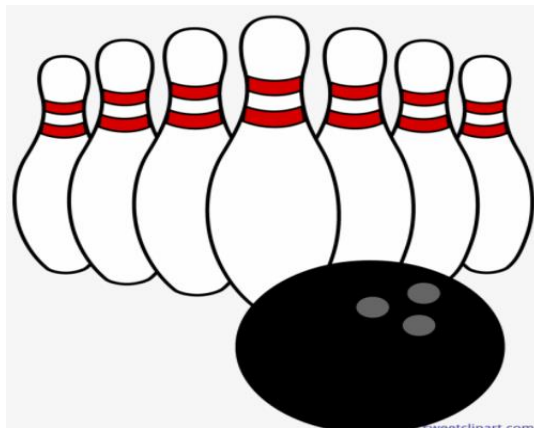


Health and Wellbeing

- Join in with Joe Wicks – The Body Coach, you can find this on Facebook, his website or on his Youtube channel. Have fun!!



- Start collecting any plastic bottles that you are finished with and no longer need! Use any material you like, paper, paint etc. and decorate them to look like Snowmen and Penguins.  Once you have a few made you can play a game of "Snowy Skittles". It's just like bowling! Line them up, stand back, get a ball, and see how many you can knock down. You could make it a competition and see who in your family can get the most knocked down. If it gets too easy, you can stand further back or use a smaller ball. If you don't have a ball, try scrunching up a piece of paper! 



- Miss Howarth has very kindly organised some French activities for you to complete today too! You will find these on the app, in our class section in a document called French Fridays Enjoy!

