



# PI Home Learning











## Friday 15<sup>th</sup> January



### Literacy: Phonics

Today we would like you to practise all your sounds using the phonics cards in your homework folder. You can also practise the songs. [https://www.youtube.com/watch?v=TL-pfeaErY4&ab\\_channel=MAVARDAY](https://www.youtube.com/watch?v=TL-pfeaErY4&ab_channel=MAVARDAY) This video has all the jolly phonics songs in alphabetical order. After you've had a go at practising your sounds have a go at identifying the initial sounds of these pictures.

Have a go at writing the letter the animal starts with underneath the picture. I've done the first one to get you started. 😊

				
c				
				

### Common words

Continue to practise these five common words. You can read them, find them in a book or write them.

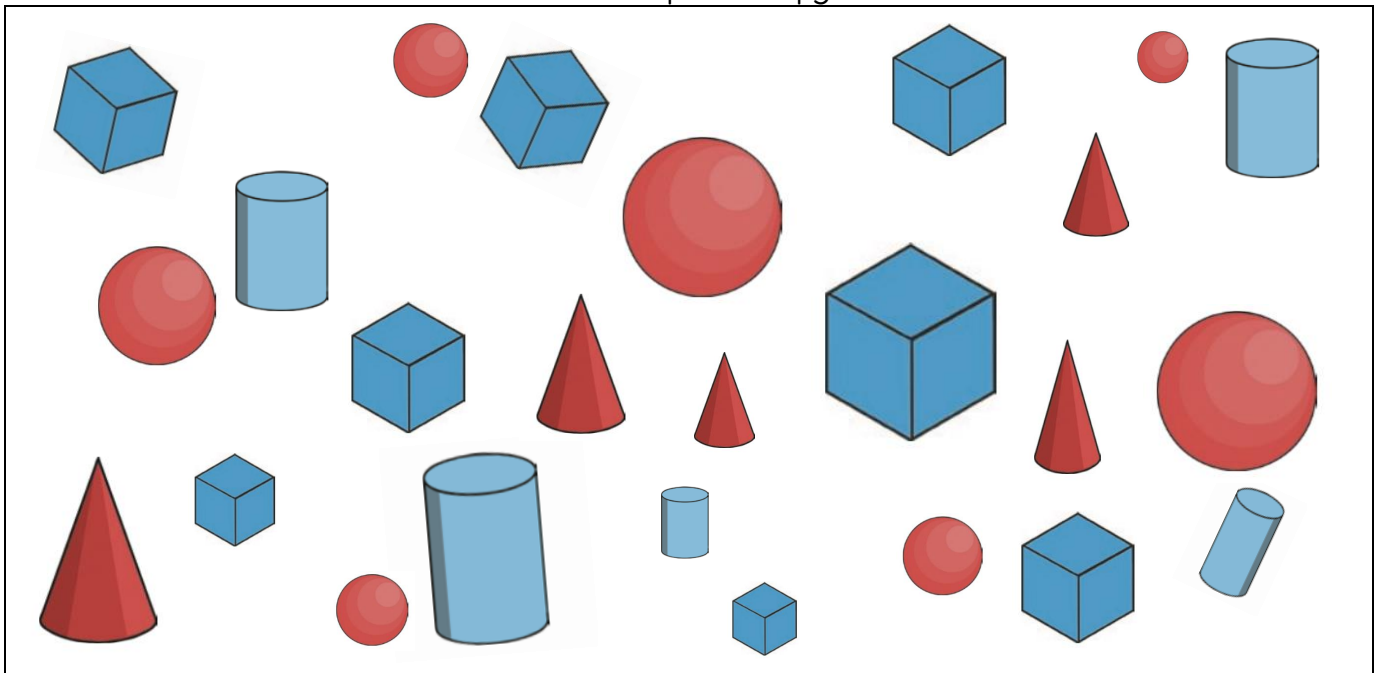
the	in	he	with	be


## Numeracy: 3D Shape


Today we will be learning about 3D shapes. Have a look at this video which will explain a wee bit more about them. Search Singning Walrus 3D shapes on YouTube or follow the link.


[https://www.youtube.com/watch?v=guNdJ5MtXIA&ab\\_channel=TheSingingWalrus-EnglishSongsForKids](https://www.youtube.com/watch?v=guNdJ5MtXIA&ab_channel=TheSingingWalrus-EnglishSongsForKids)

### 3D Shape – I Spy



How many cones? 

How many cubes? 

How many spheres? 

How many cylinders? 

## Health and Wellbeing

Have a think about where you saw yesterday that you could hang this birdfeeder once you have made it. If you do make it and birds use it please send me some pictures! 😊

### Toilet Roll Bird Feeder

As winter comes and temperatures drop, garden birds need our help. Make this bird feeder and hang it in your garden to feed your feathery friends all winter long.

#### You will need:

- A cardboard tube
- Peanut butter\*
- A butter knife
- Birdseed
- A shallow tray or box
- Ribbon



#### Instructions

1. Spread peanut butter all over the outside of the tube using a dull knife.
2. Pour a thin layer of birdseed into a tray or box. Roll the tube in the seed so that it sticks to the peanut butter.
3. Thread the ribbon through the tube and tie the ends in a knot.
4. Hang the feeder outside in a tree or bush. Make sure that it is well out of the reach of cats!