



PI Home Learning

Monday 1st February



Literacy



Happy Monday!

Miss Hughes and Mrs Lidstone are all so proud of how hard you have all been working. Over the past few weeks, you have shown us just how brave, kind, resilient and clever you all really are, and this makes you all real life Superheroes! 😊

For our writing today, rather than writing about your weekend news, we wanted to have some fun and give you the chance to create your own Superhero character. If you could be a Superhero for the day what would you be called and what would be your magic power?

To do this task we are going to have a go at writing **2 sentences**. We will help you start each sentence and then we want you to **'have a go'** at sounding out some words as best as you can to finish each sentence. Can you have a think about what sound you hear at the start of each word? What sound do you hear next? Etc. Maybe someone at home could help you say the word slowly and help you to listen to each sound in each word. It's ok if we don't spell all our words correctly when we are learning to write but it's good for us to **'have a go'** and see what we can do ourselves. Each sentence should start: -

1. My name is.....

2. If I were a Superhero I would....

Remember when you are writing your sentences they must always have: -

1. A capital letter at the start of your sentence.
2. A full stop at the end of the sentence, so we know you are finished.
3. A finger space between each word.

Remember **A** • and 🖐️

You can use the template below or draw and write on a piece of paper. We have also put this task on Seesaw it may be easier to complete the written part on paper and upload photographs of your work.

My Superhero Power



My name is ... _____

If I were a Superhero I would ...

This week we have 5 new common words for you to practise. Remember to practise these a little each day and send your grid at the end of the week. We have attached both grids below, you will also find them on Seesaw so please complete and send in whichever way works best for you.

and	you	on	his	this
-----	-----	----	-----	------

Common Words

It is important that we work hard to learn how to read all our common words. Common words are popular words that we find in lots of books. Some of the words can be quite tricky and we cannot always use our knowledge of sounds to sound them out. It helps if we can learn what they look like. The only way we can do this, is with lots of practise! 😊 Each day, spend some time, practising your 5 words of the week. Each day give yourself a traffic light to let us know how you are getting on. You should: -

- Give yourself a ● if you got help to read all your words.
- Give yourself a ● if you got some help but managed to read some words by yourself.
- Give yourself a ● if you can read all your words by yourself.

You can learn to read your words in lots of different ways. We have attached some suggested activities for you to try below.

	and	you	on	his	this	Traffic Light
Monday	and	you	on	his	this	<input type="radio"/>
Tuesday	and	you	on	his	this	<input type="radio"/>
Wednesday	and	you	on	his	this	<input type="radio"/>
Thursday	and	you	on	his	this	<input type="radio"/>
Friday	and	you	on	his	this	<input type="radio"/>

Please only submit this task on a Friday, when all the traffic lights are complete.

Write your words in
Rainbow letters.



the

Go outside and make your
words using stones (or
anything you can find)



Make words using
play dough



Hide and Seek.

Make your own set of flashcards,
writing 1 word on each card. Ask
someone to hide them for you. Hide
your eyes and count, then go and
find them. When you find a word
'have a go' at reading the word.



Lay out some shaving
foam/salt/uncooked
rice/glitter and get writing!



Build your words.

Have a search in magazines and
newspapers for the letters in each
word, cut them out, build your words
and stick them down.



Go outside and write in the
mud/snow/ice.



Word Hunt.

Choose a book and see how many
times you can find your words.
When you find a word 'have a go'
at reading it each time.



Numeracy

Number - Warm up

Number before/number after

Can you say the number before each of the following numbers?

5	9	12	15	17	20
---	---	----	----	----	----

Can you say the number after each of the following numbers?

3	6	9	14	16	19
---	---	---	----	----	----

Measure

This week we will continue learning all about measure.

Activity 1 – Measure Hunt

Can you find 5 objects in your house that are shorter than a pencil?



--	--	--	--	--

Can you find 5 objects in your house that are longer than a pencil?



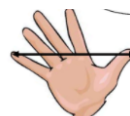
--	--	--	--	--

You can take pictures of what you have found and send them to us on Seesaw or in email, or, you can draw pictures and write down what you have found.

Activity 2

We can measure objects using a range of non-standard units. Today we are going to practise measuring objects in your house using your handspan.


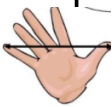





*Handspan is the distance from the tip of the thumb to the tip of the little finger when



your hand is stretched as wide as you can make it.

Can you measure the following objects using your handspan? You might need someone at home to help you with this. You can use one hand, or both hands if it is easier, or you could even draw round your hands on a piece of paper and cut them out. Just remember to stretch your hands as wide as you can!

Complete the table below. Before you start measuring can you guess what the answer might be? An estimate is a sensible guess.

Object	Estimate (Sensible guess) 	Handspan 
Bed 		
Table 		
Chair 		
Story book 		
Cuddly Toy 		

You will also find this activity on Seesaw, have a listen and we will talk you through this activity some more. Please share any photographs with us on Seesaw or in an email.

We look forward to seeing how you get on! 😊

Health and Wellbeing:

- Join in with Joe Wicks – The Body Coach, you can find this on Facebook, his website or on his Youtube channel.



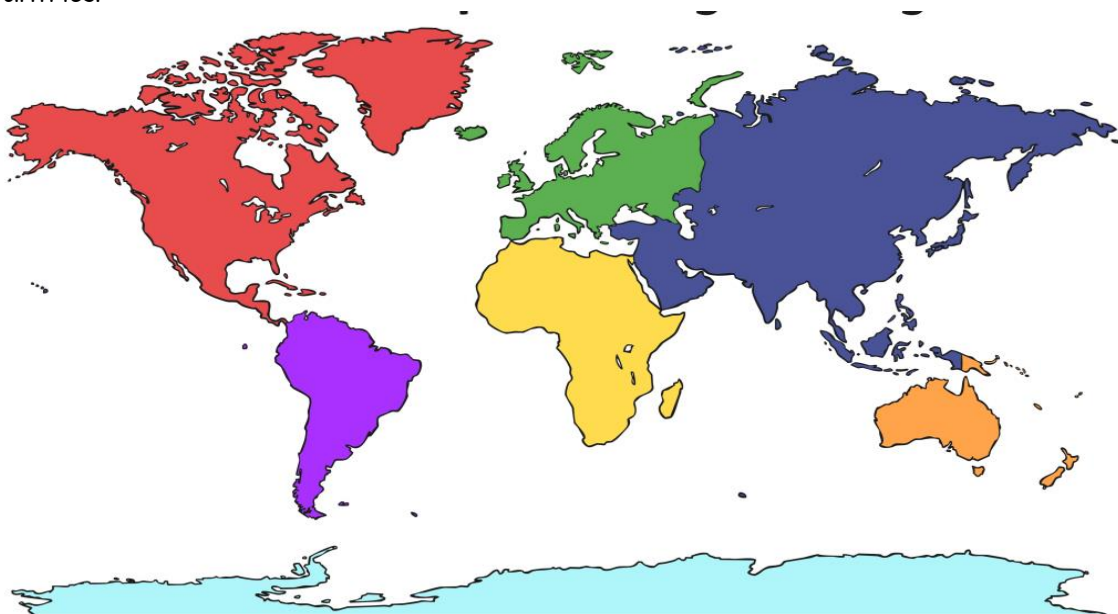
- Dance – Follow the link and join in with one of Miss Hughes and Mrs Lidstones favourite songs all about Penguins. Please send any videos to us, on Seesaw or in email, to show you joining in. Have fun!! [Penguin Dance | Brain Breaks | Jack Hartmann - YouTube](#)



[Scotland Research](#)

- Today we would like you to do some research and find out a little more about the country we live in, Scotland.

Do you know where Scotland is on a map? You could use a globe or go onto the internet and see if you can find Scotland on a Map of the World. Do you think Scotland is a big country or a small country compared to some of the other countries?



Can you tell us 3 facts about Scotland? Some things you might want to think about could be: -

- What is the name of the city we live in?
- Can you name any more cities or places in Scotland? Have a think of places you might have visited.
- Can you think of any food and drink that are connected to Scotland?
- Do you know the names of any Scottish rivers or Lochs?
- Do you know what the official animal of Scotland is?
- What sports are most popular in Scotland?



Facts about Scotland



