



PI Home Learning

Thursday 18th February

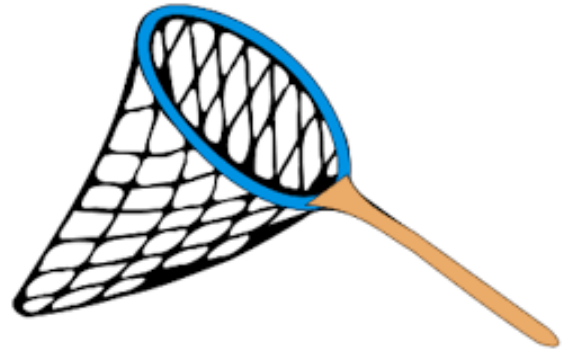

Literacy:

Word Families

Today we are going to be learning about words from the 'et' word family. Words in the 'et' word family all end in e t. Follow the link to watch the song about the et word family.

[Jack Hartmann et word family](#)

Now 'have a go' at looking at the picture and writing the word below it.



Challenge – Can you think of any other words from this family?


Can you use one of your words in a sentence?

Maybe someone at home could help you to 'have a go' at writing this sentence just like we do in class.

Come over to Seesaw and do the **et** family activity where you will hear me explain more about this.

Handwriting


It is really important that we practise the correct letter formation and orientation. Today we are going to focus on another of our 'long ladder letters', the letter **i**.



This letter isn't as tall as the **l** we did on Tuesday so for this letter we will start in the middle. **Go straight down to the line and flick, then lift your pencil and do a small dot above it.** The dot isn't a big circle of football, it should be a tiny little dot.

Can you have a go at writing this in the air with your finger first, just like we do in class. 😊
There is an activity on Seesaw where you can practise this more and hear me explain it.

Now let's practise some more, here are some ideas you might want to try.

<p>Write your letter 10 times in your jotter.</p> <p>c c c c c c c c c c or c c c c c c c c c c</p>	<p>Make your letter using play dough.</p> 	<p>Lay out some shaving foam/salt/uncooked rice/glitter and get writing!</p> 	<p>Go outside and write in the mud/snow/ice.</p>  	<p>Go outside and make your letter using stones (or anything you can find)</p> 
---------------------------------------------------------------------------------------------------------------------	-------------------------------------------------------------------------------------------------------------------------------	------------------------------------------------------------------------------------------------------------------------------------------------------------------	-----------------------------------------------------------------------------------------------------------------------------------------------------------------------------------------------------------------------------	----------------------------------------------------------------------------------------------------------------------------------------------------------------------

Common Words

Continue to practise these five common words.

a	that	are	they	from
---	------	-----	------	------

Numeracy:

Warm -up

Have a go at these sums.

$5+3=$	$2+5=$	$4+2=$
$6+2=$	$6+1=$	$5+1=$



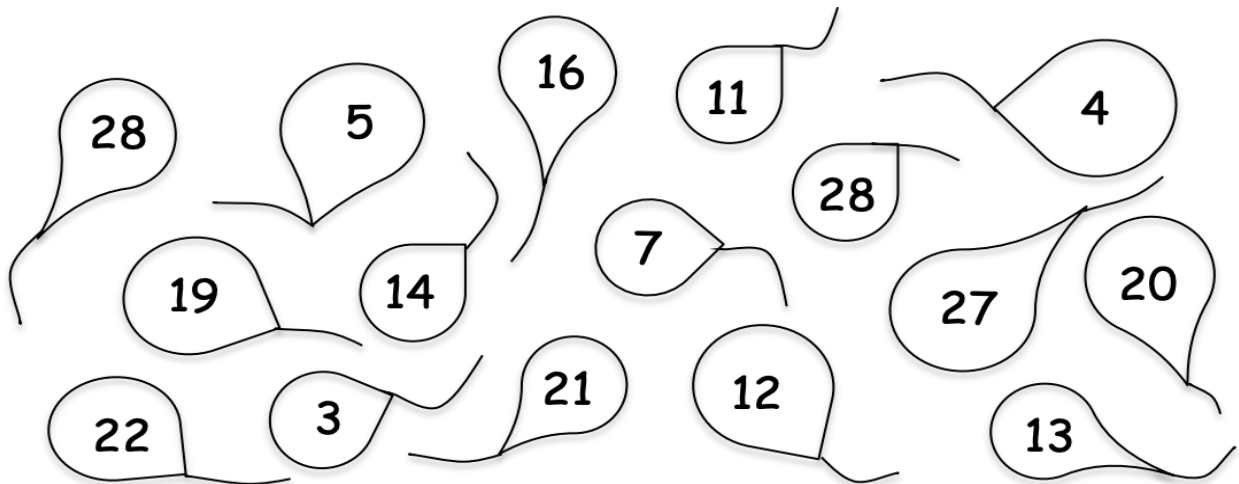
Odd and Even

Today we are going to be looking at odd and even numbers again. Have a look at this video to remind yourself what they are. [Odd Tod and Even Steven](#) You can play this game too, I will also put the link on Seesaw. [Topmarks coconut game](#)

Have a go at the tasks below. 😊

Colour the balloons with odd numbers red and the balloons with even numbers blue.


Sort them into odds and evens in order of size. Begin with the smallest.



Odd								
Even								



Colour the odd stars yellow and the even stars orange.



Health and Wellbeing:

- Join in with this Floor is Lava dance game! [Floor is Lava](#) It will also be on Seesaw. 😊

Screen- Free Time

When lots of us are using Seesaw to do lots of our work it's important to take time away from the screen to do some other activities. Have a look at the activities below and choose some of them to do today. 😊

- Make your own dance routine and perform it for your family.
- Make your own pretend shop in your house. You can even draw your own money.
- Make your own musical instrument with an empty tube or jar and some lentils.
- Learn how to use the hoover and help tidy up.
- Draw a picture of your house from outside.



Light Up with Kindness Countdown Activity on Seesaw.

Being kind is something Primary 1 are all very good at. When we are being kind we are thinking about another person's feelings and not just our own. Kindness makes the world a nicer place because it makes people happy. This week it is [World Kindness week](#) so each day we will reveal 2 acts of kindness and we would like you to try and complete at least 1 of these acts of kindness each day. These will only be suggestions and you can complete your own acts of kindness too. Have a think about what kind of things you could do to be kind and make someone else feel happy? Remember even a small act of kindness can make someone's day! 😊

Please upload and share any videos or pictures with us on Seesaw so we can see all your fabulous acts of kindness!



