



# P1 Home

# Learning


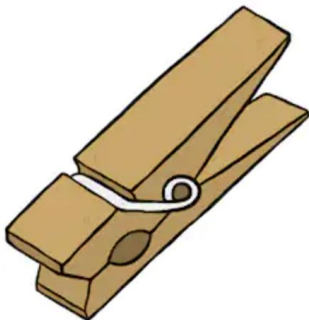
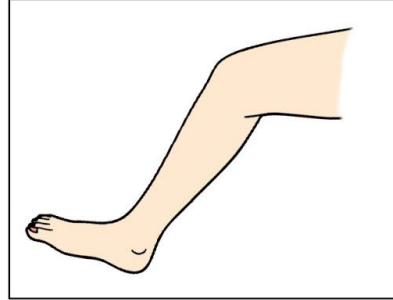
Thursday 4<sup>th</sup> February

## Literacy:

### Word Families

Today we are going to be learning about words from the 'eg' word family. Words in the **eg** word family all end in **eg**.

Look at the pictures below and have a go at sounding out and writing each word. Remember they will all end in **eg**.



**Challenge** – Can you think of any other words from this family?

Can you use 1 of your words in a sentence?


Maybe someone at home could help you to 'have a go' at writing

this in a sentence just like we do in class.

Come over to Seesaw and do the e.g. family activity where you will hear me explain more about this.

## Handwriting

It is really important that we practise the correct letter formation and orientation. Today we are going to focus on another of our 'curly caterpillar' letters the letter 'f'.




Remember, to write this letter, we **start at the top, go round and straight down and hook the other way.**

Can you have a go at writing this in the air with your finger first, just like we do in class. 😊

There is an activity on Seesaw where you can practise this more and watch a video of me writing this letter.

Now let's practise some more, here are some ideas you might want to try.

<p>Write your letter 10 times in your jotter.</p> <p>c c c c c c c c c c or c c c c c c c c c c</p>	<p>Make your letter using play</p> 	<p>Lay out some shaving foam/salt/uncooked rice/glitter and get writing!</p> 	<p>Go outside and write in the mud/snow</p>  	<p>Go outside and make your letter using stones (or anything you can find)</p> 
---	--	--	---	--

## Common Words

Continue to practise these five common words.

**and**

**you**

**on**




**his**

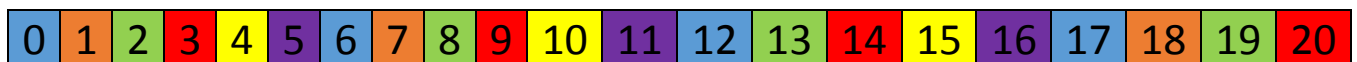
**this**

## Numeracy:

### Warm -up

Practise holding a number in your head and counting on when adding to a group.

Hold this number in your head	Count on...	Total (how many altogether?)
7		
9		
14		
19		
23		



## Number Bonds

Last week we started learning our number bonds facts. Today we will be doing the story of 8 and looking at all the ways you can make 8. For this activity you will need two plates and 8 objects which you can use to help you count, such as toy cars, pasta, small toys etc. Share your 8 objects between the two plates to make different number sentences for 8. For example, 5 cars on one plate and 3 on the other would mean  $5+3=8$ . Use the template below to show all the ways you can make 8. [Come over to Seesaw for another activity on this and a video explaining how to do it.](#)

# Rainbow to 8



$$\underline{\quad} + \underline{\quad} = 8$$

$$\underline{\quad} + \underline{\quad} = 8$$

$$\underline{\quad} + \underline{\quad} = 8$$

$$\underline{\quad} + \underline{\quad} = 8$$

$$\underline{\quad} + \underline{\quad} = 8$$

$$\underline{\quad} + \underline{\quad} = 8$$

$$\underline{\quad} + \underline{\quad} = 8$$

$$\underline{\quad} + \underline{\quad} = 8$$

$$\underline{\quad} + \underline{\quad} = 8$$

$$\underline{\quad} + \underline{\quad} = 8$$

$$\underline{\quad} + \underline{\quad} = 8$$

$$\underline{\quad} + \underline{\quad} = 8$$

## Health and Wellbeing:

- Join in with this dance from Trolls. 😊 [Go Noodle Can't Stop the Feeling](#)



- Take part in today's 60 second challenge on Seesaw. We can't wait to see how you get on! 😊

### **Scotland Topic**

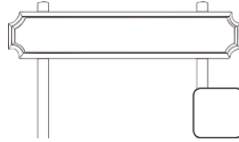
- As part of our Scotland topic we would like you to find out a bit more about your local area. Go for a walk around Penilee then have a go at completing the sheet below, ticking off things as you see them. **You can also find this task on Seesaw so you can complete it there if you would rather.**

My Local Area

I live in \_\_\_\_\_.



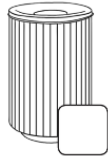
postbox



street sign



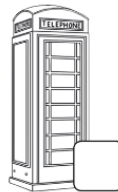
fountain



park bin



picnic bench



phone box



bus stop

Are there any shops in your local area?

Are there any interesting places that you like to go to?

Are there any animals that live in your local area?