



PI Home Learning

Tuesday 26th January

Literacy:

Word Families

Today we are going to be learning about words from the 'ap' word family. Words in the **ap** word family all end in **a p**. Follow the link below to watch this video and join in.

[Word Family -ap | Phonics Song for Kids | Jack Hartmann - YouTube](#)

Now have a look at the pictures below and 'have a go' at sounding out and writing each word. Remember they will all end with our new **a p** sound.













You can write the words underneath or you can draw your own pictures on a piece of paper and write the words under your own pictures.

Challenge – Can you think of any other words from this family?

Can you use one of your words in a sentence?

Maybe someone at home could help you to 'have a go' at writing this sentence just like we do in class.

Have a look on Seesaw, we have created an **ap** word family activity for you to

complete, listen to the instructions and this will help you to learn a little more about this word family.





Handwriting

It is really important that we practise the correct letter formation and orientation. Today we are going to focus on another of our 'curly caterpillar' letters, the letter 'q'.



Now this letter likes to sit on the line, so be very careful! We, **start at the top, go round and down until we are on the line, back up, straight back down and flick.**

Can you have a go at writing this in the air with your finger first, just like we do in class. 😊
Now let us practise some more, here are some ideas you might want to try.

<p>Write your letter 10 times in your jotter.</p> <p>c c c c c c c c c c or c c c c c c c c c c</p>	<p>Make your letter using play dough.</p> 	<p>Lay out some shaving foam/salt/uncooked rice/glitter and get writing!</p> 	<p>Go outside and write in the mud/snow/ice.</p> 	<p>Go outside and make your letter using stones (or anything you can find)</p> 
---	---	--	---	--

There is an activity on Seesaw, where you can practise some more and listen to us explain how we write this letter.

Common Words

Continue to practise these five common words. You can read them, find them in a book or write them.

to	it	for	I	have
----	----	-----	---	------

Numeracy:



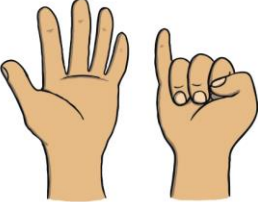

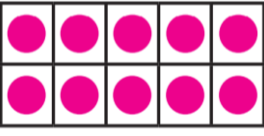


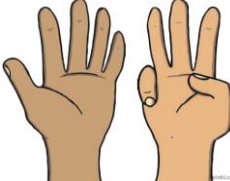
0	1	2	3	4	5	6	7	8	9	10	11	12	13	14	15	16	17	18	19	20
---	---	---	---	---	---	---	---	---	---	----	----	----	----	----	----	----	----	----	----	----

Warm-up

An important skill we have been learning in Primary 1 is to **subitise**. When we subitise we are learning to identify the number of objects in a small group without the need to count to them. Lots of practise can really help with this. Follow the link below and practise subitising with Jack Hartman.

[Subitize Rock \(soo-bi-tize\) | Math Song for Kids | Jack Hartmann - YouTube](#)

Can you practise subitising some more and answer the following questions?

Number bonds

We are now going to learn a bit more about number bonds. Number bonds are **pairs** of numbers that can be added together to make another **bigger number**. Or inversely if you have a **big number** then you can break it down into **2 smaller numbers**, in lots of different ways. It is really important for Primary 1 to become confident with all their number bond facts within 10 as this will help them to learn how to add and subtract bigger numbers with

increasing accuracy and speed.

Look at our video on Seesaw and we will explain this to you a bit further.

Let's start by focusing on our Number bond facts for the Story of 5. So, we are looking at all the different ways that we can make the number 5. To complete this activity, it might be helpful to get something you can use to help you count, anything that is small enough for you to pick up and move easily. For example, pens, pencils, dry pasta, small toys etc.

To complete this activity, you will need: -

1. 5 objects to help you count.



2. 2 plates.



Then explore sharing out your 5 objects in lots of different ways, between the 2 plates and practise writing your answers as addition sums. For example: -



$$\boxed{2} + \boxed{3} = \boxed{5}$$

You can take pictures and send us your work; you can draw pictures and write sums in your jotter or you can complete this activity actively and complete the table below. I will give you a little clue there are 6 different sums we can write to make the number 5!! Can you find them all?

The Story of 5 😊

1.	
2.	

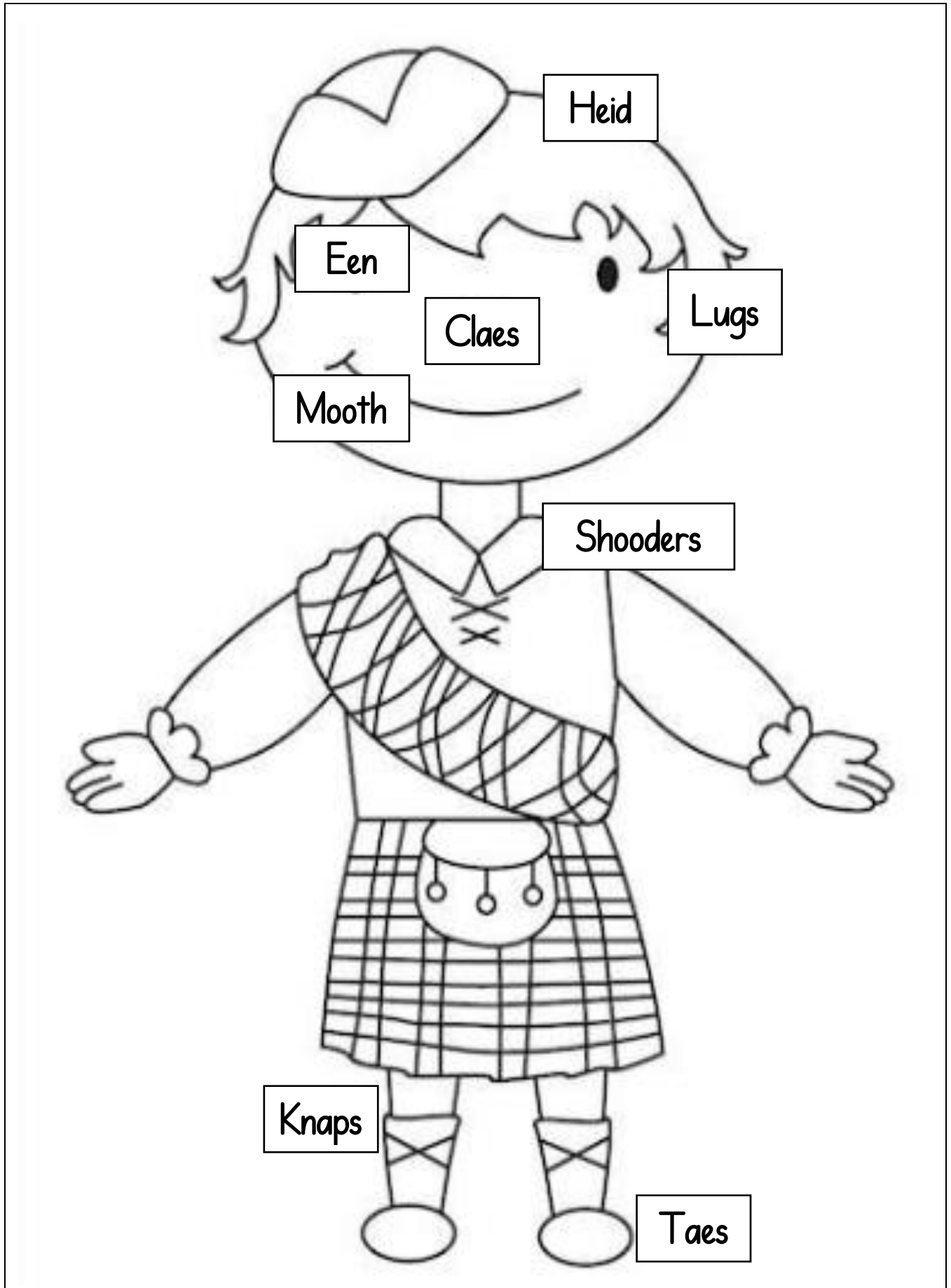
3.	
4.	
5.	
6.	

Health and Wellbeing:

- Join in with the Masked Singer Cosmic Yoga Adventure.
[The Masked Singer | A Cosmic Kids Yoga Adventure! - YouTube](#)
- Last week lots of our friends sent lovely videos to each other. This made Miss Hughes and Mrs Lidstone so happy, as I am sure it did for you too! 😊 It is so nice that we can all still see and hear each other even though we are not all together in school. This week we would like you to record a video telling your friends what it is you are most looking forward to doing when we get back to school. It might be something you enjoy playing with, something you enjoy learning or something you love doing. If you send us your videos on Seesaw, we will share these with all your friends. We look forward to seeing you! 😊

Scotland Topic

- Yesterday it was the birthday of a very special Scottish man called Robert Burns, you might have heard of him before? Robert Burns was famous for writing lots of Scottish poems and songs. He wrote his poems and songs in Scots Language. Can you learn the Scots words for the following body parts and then try singing Head, shoulders, knees, and toes using our Scots language?



Heid

Een

Claes

Lugs

Mooth

Shooders

Knaps


Taes

Heid, Shooders, Knaps and Taes

Sing to the tune of *Head, Shoulders, Knees and Toes*.



Heid, shooders, knaps and taes
Knaps and taes
Heid, shooders, knaps and taes
Knaps and taes
And een and lugs and mooth and claes
Heid, shooders, knaps and taes Knaps and taes



Please send us any video recordings of you practising this song on Seesaw. We would love to see how you get on. 😊

- Continue to practise your Scots Poem 'Wee Willie Winkie'

Wee Willie Winkie

Wee Willie Winkie
running thru' the toon,
Up the stair, doon the
stair, in his nightiegon.
Rapping at the windae,
crying at the lock,
Are all the bairnies
in their beds,
It's past 8 o'clock?



