



# PI Home Learning

Tuesday 2<sup>nd</sup> February



## Literacy:

### Word Families

Today we are going to be learning about words from the 'and' word family. Words in the **and** word family all end in **a n d**.



**Challenge** – Can you think of any other words from this family?

Can you use 1 of your words in a sentence?

Maybe someone at home could help you to 'have a go' at writing this in a sentence just like we do in class.

Come over to Seesaw and do the and family activity where you will hear me explain more about this.

### Handwriting

It is really important that we practise the correct letter formation and orientation. Today we are going to focus on another of our 'curly caterpillar' letters, 's'.





Remember, to write this letter, we **start at the top and go round and down, then round the other way, just like a snake.**

Can you have a go at writing this in the air with your finger first, just like we do in class. 😊



On Seesaw there is an activity about this letter, there is also a video where you can watch the correct way to form the letter.

Now let's practise some more, here are some ideas you might want to try.

<p>Write your letter 10 times in your jotter.</p> <p>c c c c c c c c c c or c c c c c c c c c c</p>	<p>Make your letter using play dough.</p> 	<p>Lay out some shaving foam/salt/uncooked rice/glitter and get writing!</p> 	<p>Go outside and write in the mud/snow/ice.</p> 	<p>Go outside and make your letter using stones (or anything you can find)</p> 
---	---	--	---	---

### Common Words

Continue to practise these five common words. You can read them, find them in a book or write them.

and	you	on	his	this
-----	-----	----	-----	------

### Numeracy:

### Warm-up

Ask a grown up at home to ask you to count...

Forwards from 0 to 30	Forwards from 12 to 25	Forwards from 16 to 29
Backwards from 25 to 13	Backwards from 17 to 2	Backwards from 30 to 20

0	1	2	3	4	5	6	7	8	9	10	11	12	13	14	15	16	17	18	19	20
---	---	---	---	---	---	---	---	---	---	----	----	----	----	----	----	----	----	----	----	----

### Number Bonds

Last week we started learning our number bonds facts. Today we will be doing the story of 7 and looking at all the ways you can make 7. For this activity you will need two plates and 7 objects which you can use to help you count, such as toy cars, pasta, small toys etc.

Share your 7 objects between the two plates to make different number sentences for 7. For example, 5 cars on one plate and 2 on the other would mean  $5+2=7$ .

Use the template below to show all the ways you can make 7.

## Rainbow to 7



$$\underline{\quad} + \underline{\quad} = 7$$

$$\underline{\quad} + \underline{\quad} = 7$$

$$\underline{\quad} + \underline{\quad} = 7$$

$$\underline{\quad} + \underline{\quad} = 7$$

$$\underline{\quad} + \underline{\quad} = 7$$

$$\underline{\quad} + \underline{\quad} = 7$$

$$\underline{\quad} + \underline{\quad} = 7$$

$$\underline{\quad} + \underline{\quad} = 7$$

$$\underline{\quad} + \underline{\quad} = 7$$

$$\underline{\quad} + \underline{\quad} = 7$$

$$\underline{\quad} + \underline{\quad} = 7$$

$$\underline{\quad} + \underline{\quad} = 7$$

### Health and Wellbeing:

- On a Tuesday we have been sharing videos to keep in touch with our friends. This week we would like you to share your favourite thing that you like to do/play with in your house! You can find this activity on Seesaw where I will share your video with all your friends. 😊
- Take part in today's 60 second challenge on Seesaw, we can't wait to see how you get on.

## Art

- Today we have a video for you to follow to help you learn how to draw a thistle which is the national flower of Scotland. You can follow this link [Easy Thistle Tutorial](#) or find the activity on Seesaw, good luck.

