

P2 Home Learning

Monday 1st February 2021

Important Note:

1. This week I have included a challenge in some of our activities. These challenges are completely optional.
2. I have signed our class to a reading programme called **EPIC**. This can be downloaded as an app onto an Android/Apple device or accessed via www.getepic.com/students
You can access books by entering our class code: **lu9023**. Then select your child's name. I have assigned a non-fiction and fiction book for the children to read this week.

Literacy:

Spelling/ Handwriting

Write each of your spelling words 5 times using Pyramid writing. Once you have finished, sound out each word and have a go at spelling aloud.

Spelling Selection

Pyramid Writing

Write each of your words like a pyramid:



Word list:

one	not	when	use	do
-----	-----	------	-----	----

Common words Challenge



Pick one or two of your spelling words and write a sentence. For example:

I like to **use** my computer to draw pictures.

Writing

'News' - Watch my direct teaching lesson on Seesaw.

Write a few sentences about your weekend. Remember to use full stops and capital letters for each sentence. If you can, write more than one sentence and have a go at using either the **connective** 'and' or 'but' and **adjectives** to give more detail. For example:

At the weekend I had a **fun** movie night with my family. We watched Sonic **and** I ate lots of **delicious** sweets. I was feeling amazing.

After you have finished writing draw a picture of something you have written about.

Send me your wonderful news on Seesaw or email to me at gw19devinelyne@glow.ea.glasgow.sch.uk

Grammar



Play Karate cats on BBC Bitesize
<https://www.bbc.co.uk/games/embed/karate-cats>

Maths: Measure

Watch my direct teaching lesson on Seesaw

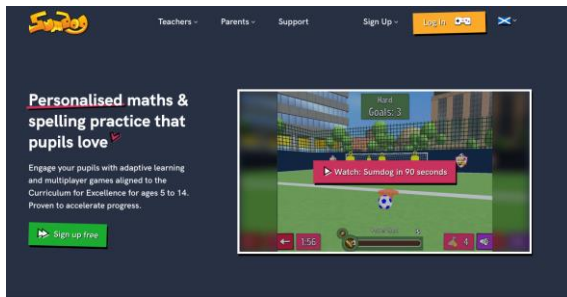
Activity 1: Measuring length and height

Complete the attached worksheet.

Activity 2: Play measurement game at Topmarks

<https://www.topmarks.co.uk/early-years/lets-compare>

Activity 3: Sumdog



<https://www.sumdog.com>

Well done for taking part in the Sumdog Challenge.

I have created a class challenge on Sumdog for this week. Log in and have ago. 😊

Maths Measure Challenge








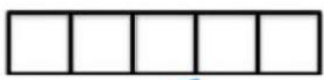

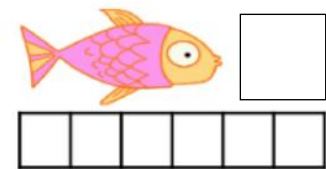
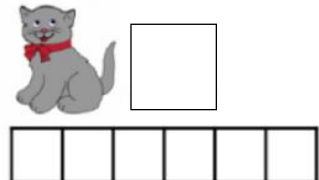
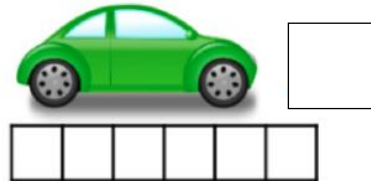


Use a small object at home to measure the items below. You could use lego, blocks, toy car, safety pin or paperclips.

What I used to measure _____

Items to Measure	My estimate?	How many?
pencil		
spoon		
book		
bottle		

Measuring length and height

Colour the cubes to show the length or height of the object. Write the answer in the box.



Health and Wellbeing:

PE with Joe Wicks

Take part in today's lesson with the nation's PE teacher.

<https://www.youtube.com/user/thebodycoach1>

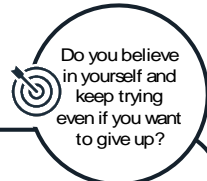
Mrs Devine's 60 Second Challenge



This week's PE challenge is "Zig-Zag relay". Choose a place to start and layout five objects in a zig-zag shape. When ready run and touch the five objects and then run back to the start. Each time you return to the start you score a point. Can you beat your first score?




Zig-Zag Relay 60 Second Challenge



How many zig-zag circuits can you complete in 60 seconds?



Choose a place to start and layout five objects in a zig-zag shape. On the command, 'go' run and touch the five objects and then run back to the start. Each time you return to the start you score a point.



Use objects to mark out your zig-zag course! Use teddies, toys or socks as markers.

Challenge yourself! Place the objects further apart.

Stop the clock, it's a race! Compete against other family members. The first person to achieve gold is the winner.

Achieve Gold
15 points

Achieve Silver
10 points

Achieve Bronze
5 points

Extra Curricular: Art & Design

Create your own scribble art.



What you need:

1. 1 x sheet of white paper
2. 1 x black pen
3. crayons, pens or pencils.



Instructions:

Step 1: Use your black pen and “take your pen for a walk” on the white paper to make interesting shapes.

Step 2: Colour each section. Try to stop the same colours from touching.

You can use a mixture of pencils, crayons and pens if you wish.