

P2 Home Learning

Tuesday 2nd February 2021

Note:

1. This week I have included a challenge in some of our activities. These challenges are completely optional.
2. I have signed our class to a reading programme called **EPIC**. This can be downloaded as an app onto an Android/Apple device or accessed via www.getepic.com/students
You can access books by entering our class code: **lu9023**. Then select your child's name. I have assigned a non-fiction and fiction book for the children to read this week.

Literacy:

Spelling/ Handwriting

Practise your spelling words by using UPPER and Lower words.
Once you have finished, sound out each word and have a go at spelling aloud

For example



Spelling Selection

UPPER and Lower

Write each of your words out **two** times.
Write in **UPPERCASE** the first time and in **lowercase** the second time.

LITERACY / literacy

Word list:

one	not	when	use	do
-----	-----	------	-----	----

Common words Challenge



Choose another one or two words and write a sentence. For example:

When it is raining I like to splash in the puddles.

Phonics


Watch my direct teaching lesson on Seesaw and complete the activity.

Group 1 - Our sound today is 'cr'

Once you have watched the lesson have a go at remembering any 'cr' words you heard. Can you think of any others?

Activity 1

Make a list of words with the 'cr' sound. Sound them out as best you can then complete the worksheet attached.




Activity 2

Write silly sentences with the words you have found. For example:

The crab was dancing to the music on the beach.

The sillier, the better. I want your sentences to make me laugh so much my tummy hurts 😊

Activity 3



Play Karate cats on BBC Bitesize
<https://www.bbc.co.uk/games/embed/karate-cats>



Sentences

Group 2 (Owl babies) - Our Word Family today is 'ap'

Today we are going to be learning about the 'ap' word family. Words in the **ap** family end in **a p**.



Activity 1

Complete attached worksheet. Have a look at each picture and find the missing letter to make the word.

Activity 2

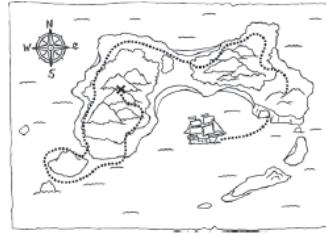
Can you think of any other words from this family?
Can you use one of your words in a sentence? Maybe someone at home could help you to 'have a go' at writing this sentence just like we do in class.

Activity 3



Play Karate cats on BBC Bitesize
<https://www.bbc.co.uk/games/embed/karate-cats>

Word Family - ap



ap

ap



ap

ap

c

m

n

t

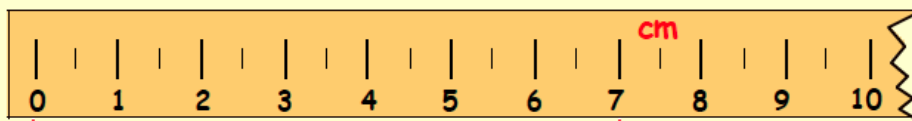
Sentence

Maths: Measure

Watch my direct teaching lesson on Seesaw and complete the activity.

We are continuing to learn about measure. Today we are learning how to measure using a standard unit of measurement. For this we will be using a ruler.

A ruler measures small lengths in centimetres. Centimetres can also be abbreviated to **cm**.



This red line is 7 cm long.

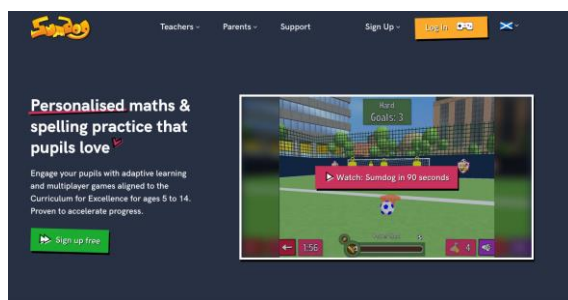
Activity 1: Measuring lengths in centimetres (cm)

Complete the attached worksheet.

Activity 2: Play measuring in cm at Topmarks

<https://www.topmarks.co.uk/maths-games/measuring-in-cm>

Activity 3: Sumdog

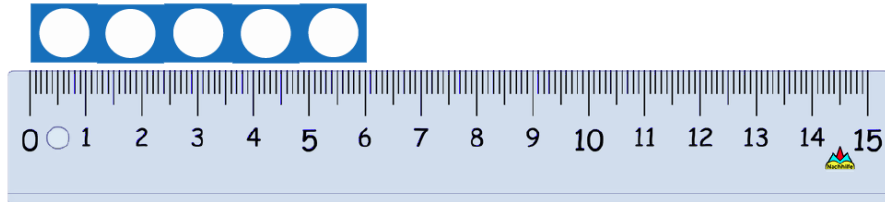


<https://www.sumdog.com>

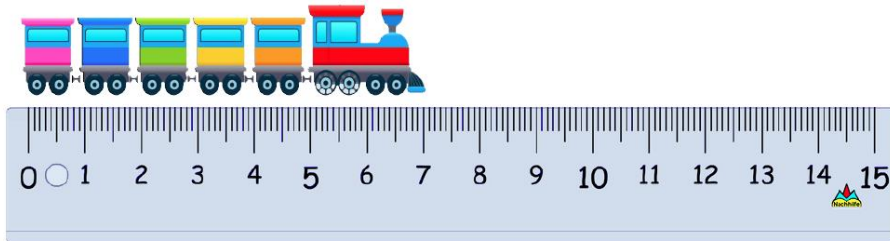
How did you do yesterday?

Log on and continue our class challenge. 😊

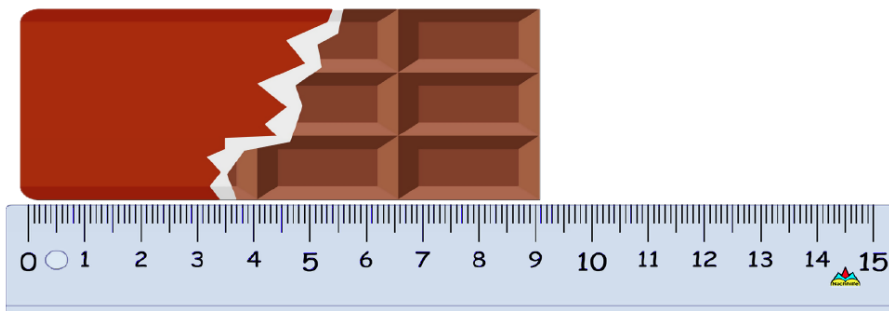
Measuring in centimetres.



The building block is ____ cm.

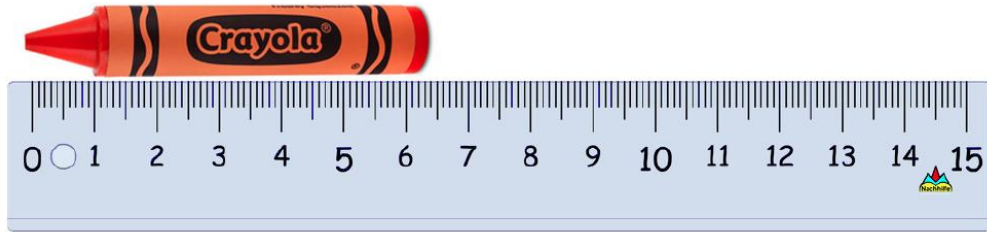


The train is ____ cm.

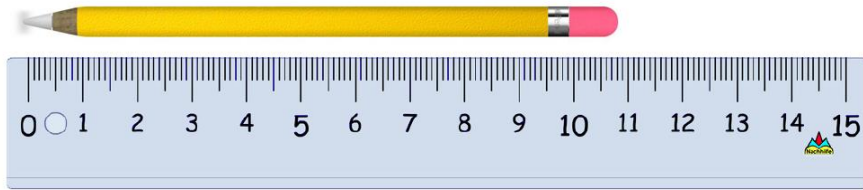


The chocolate bar is ____ cm.

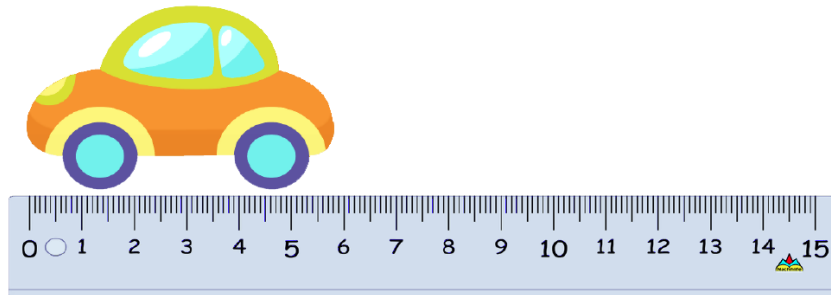
Measuring in centimetres.



The crayon is ____ cm.



The pencil is ____ cm.



The car is is ____ cm.

Health and Wellbeing:

I know you are all missing your friends. This week I would like you to record a video telling your friends what it is you are most looking forward too doing when we come back to school. It might be something you enjoy learning or something you love doing. If you send me your video I can share these with all your friends. I look forward to seeing your amazing videos.

Music:

Singing and listening to music makes me feel very happy. This week I would like us to take part in the CREATE Music weekly tasks. Please go to Seesaw where you will find this activity.

The word "CREATE" is written in large, bold, multi-colored letters with a rainbow gradient and a textured, brush-stroke effect.

CREATIVITY AND EXPRESSIVE ARTS TRANSFORMING EDUCATION

