

P2 Home Learning

Thursday 4th February 2021

Important Note:

1. This week I have included a challenge in some of our activities. These challenges are completely optional.
2. I have signed our class to a reading programme called **EPIC**. This can be downloaded as an app onto an Android/Apple device or accessed via www.getepic.com/students

You can access books by entering our class code: **lu19023**. Then select your child's name. I have assigned a non-fiction and fiction book for the children to read this week.

Literacy:

Spelling/ Handwriting

Spell each of your spelling words using Spelling Flowers. Once you have finished sound out each word and have a go at spelling aloud.

For example 

Spelling Selection

F Spelling Flowers

Draw a big flower. Write each of your spelling words on one of the petals!



Word list:

one	not	when	use	do
-----	-----	------	-----	----



Common words Challenge

Can you spell all your common words this week on your own? Ask a member of your family test you.



Writing – Poetry

Watch direct teaching lesson on Seesaw.

Read the poem below.

'Biblibonty' by Rose Fyleman

On the Biblibonty hill
Stands a Biblibonty house;
In the Biblibonty house
Are the Biblibonty people;
The Biblibonty people
Have Biblibonty children;
And the Biblibonty children
Take a Biblibonty sup
With a Biblibonty spoon
From a Biblibonty cup.

We have no idea what a Biblibonty is. However we can use our imagination to help us. Talk to an adult and tell them what you think a Biblibonty world would look like?

Activity 1

I want you to make up your own nonsense word. The sillier the better 😊. Use your nonsense word to create your own nonsense poem. For example my nonsense word is **Hogwash**.

For example

On the **Hogwash** hill
Stands a **Hogwash** castle;
In the **Hogwash** castle
Are the **Hogwash** family;
The **Hogwash** family
Have **hogwash** children;
And the **hogwash** children
Play **hogwash** games
With a **hogwash** bat
and a **hogwash** ball.

You can use the template attached or make up your own for example it might not be a hill it could be a mountain, lake or castle. I can't wait to read all your fabulous poems.



My nonsense poem

On the _____ hill

Stands a _____ house;

In the _____ house

Are the _____ people;

The _____ people

Have _____ children;

And the _____ children

Take a _____ sup

With a _____ spoon

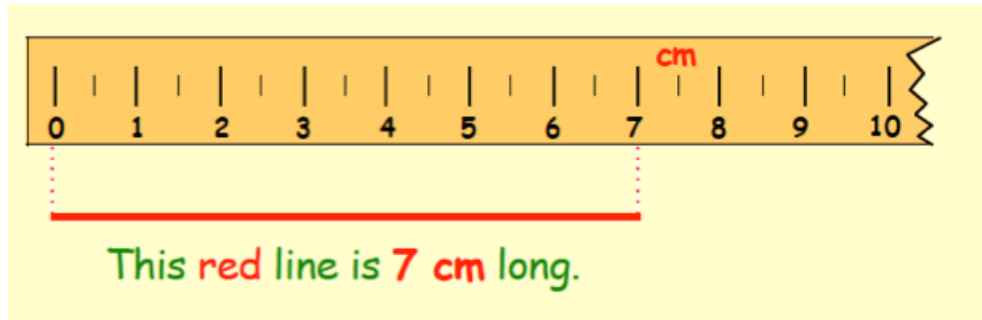
From a _____ cup.

Maths: Measure

Watch my direct teaching lesson on Seesaw and complete the activity.

We are continuing to learn measure. Today we are going to learn how to measure using a ruler.

A ruler measures small lengths in centimetres. It can also be abbreviated to **cm**



Activity 1: Measuring lengths in centimetres (cm)

Complete the attached worksheet.

Activity 2: Use a ruler at home to measure the following;-

Items to Measure	(cm)
pencil	
rubber	
book	
mobile phone	

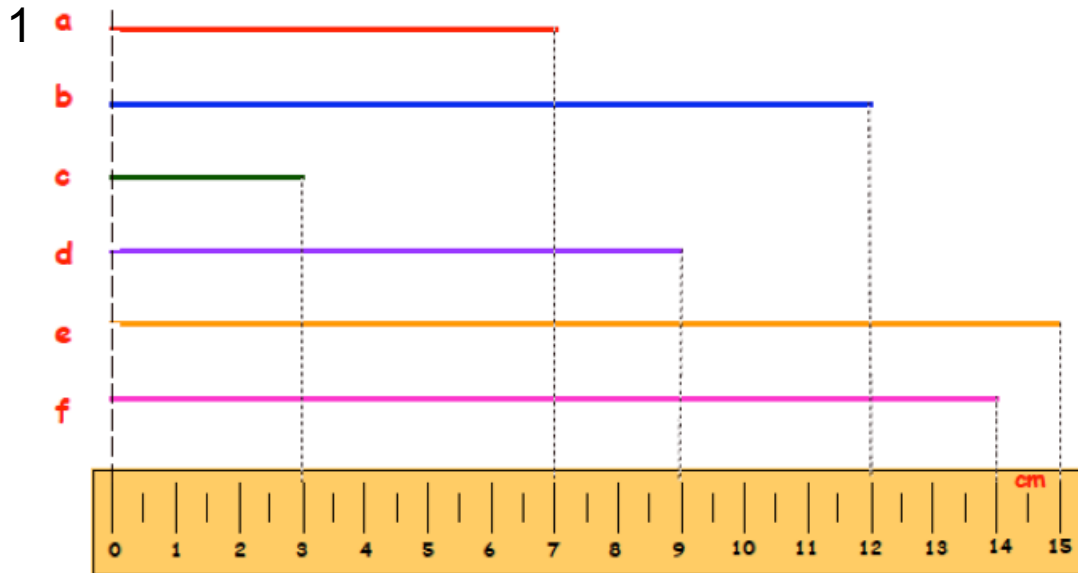
Activity 3:

Play measuring in cm at Topmarks


<https://www.topmarks.co.uk/maths-games/measuring-in-cm>

Measuring Length in Centimetres

Write down the lengths of these lines in centimetres (cm)



Which straw is the tallest?

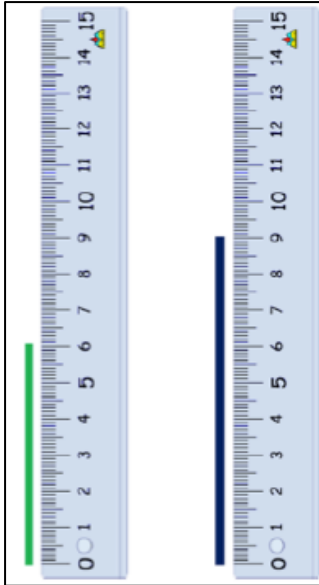


The blue straw is cm tall.

The red straw is cm tall.

The straw is the tallest.

The straw is the shortest.



The green string is cm tall.

The blue string is cm tall.

The string is the tallest.

The string is the shortest.

Health and Wellbeing:

Watch my direct teaching lesson on Seesaw where I will be reading the story "The beautiful opps"

Activity

The story is all about mistakes and how we all make mistakes and no one is perfect. Mrs Devine has made a BIG mistake and spilt coffee on your work. Can you turn my OPPs into a beautiful OPPs like our story?


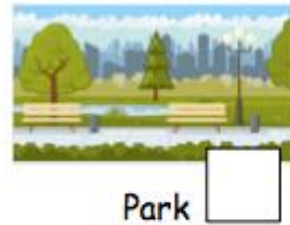


Scotland Topic:

Our school is in Penilee, an area within the city of Glasgow. Today I would like you to explore your local area. Go for walk and see if you can tick off some of the places on the sheet and answer the questions.

My local Area

I live in _____.



Can you name any places you found?

