

P2 Home Learning

Tuesday 16th February 2021

Note:

1. I have signed up our class to a reading programme called **EPIC**. This can be downloaded as an app onto an Android/Apple device or accessed via www.getepic.com/students

You can access books by entering our class code: **lu19023**. Then select your child's name. I have assigned a non-fiction and fiction book for the children to read this week.

Literacy:

Spelling/ Handwriting

Practise your spelling words by using UPPER and Lower words.

Once you have finished, sound out each word and have a go at spelling aloud

For example



Spelling Selection

UPPER and Lower

Write each of your words out **two** times.
Write in **UPPERCASE** the first time and in **lowercase** the second time.

LITERACY / literacy

Word list:

had	what	your	an	how
-----	------	------	----	-----

Common words Challenge



Choose another one or two words and write a sentence. For example:

What is your favourite colour?

Phonics

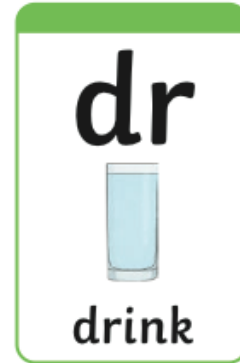
Watch my direct teaching lesson on Seesaw and complete the activity.

Group 1 - Our sound today is 'dr'

Once you have watched the lesson have a go at remembering any 'dr' words you heard. Can you think of any others?

Activity 1

Make a list of words with the 'dr' sound. Sound them out as best you can then complete the worksheet attached.



Activity 2

Write at least 3 sentences with the words you have found.

Activity 3

Go on a sound hunt at home. Take pictures of any items you found that have the 'dr' sound.



Activity 4

Play Karate cats on BBC Bitesize
<https://www.bbc.co.uk/games/embed/karate-cats>



Sentences

Group 2 (Owl babies) - Our Word Family today is 'at'

Today we are going to be learning about the 'at' word family. Words in the **at** family end in **at**.



Activity 1

Complete attached worksheet.
Have a look at each picture and find the missing letter to make the word.

Activity 2

Can you think of any other words from this family?
Can you use one of your words in a sentence? Maybe someone at home could help you to 'have a go' at writing this sentence just like we do in class.






Activity 3

Play Karate cats on BBC Bitesize

<https://www.bbc.co.uk/games/embed/karate-cats>



Match Letter & Write the Word

		at	
		at	
		at	
		at	
		at	

m h c r b

Sentence

Maths: Measure - Weight

Watch my direct teaching lesson on Seesaw and complete the activity.

We are continuing to learn about measure and weight. Look at the picture below and think about the following:



- What are these used for?
- Who would use these?
- How would this help us?

These are called **Balance Scales** and they help us to weigh different objects. It can tell us what is heavier or lighter.



If the balance scale is down this is the heaviest object.



If the balance scale is up this is the lightest object.

Activity 1: Weighing with a balance scale

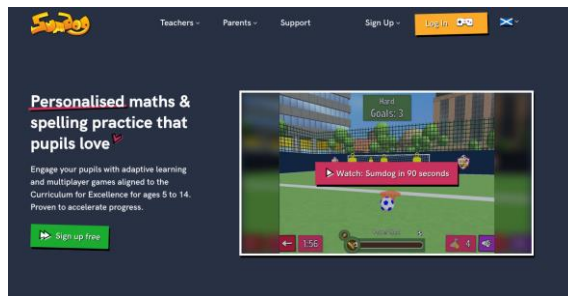
Complete the attached worksheet.

Activity 2: Play Hit the button

<https://www.topmarks.co.uk/maths-games/hit-the-button>



Activity 3: Sumdog



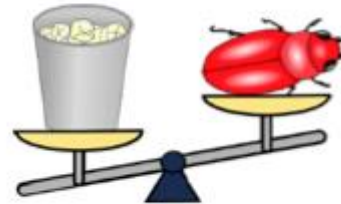

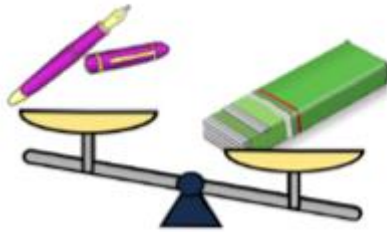
<https://www.sumdog.com>

How did you do yesterday?


Log on and continue our class challenge. 😊

Weighing with a balance scale

Circle the **heaviest** object



Circle the **lightest** object



Health and Wellbeing:

I really enjoyed watching your postcards to your friends. This week I would like you to record a video sharing what your favourite toy is at home and why? I look forward to seeing your amazing videos.

Music:

Our music lesson will be available on seesaw. I hope you enjoy.



CREATIVITY AND EXPRESSIVE ARTS TRANSFORMING EDUCATION

