

P2 Home Learning

Thursday 18th February 2021

Important Note:

1. I have signed up our class to a reading programme called **EPIC**. This can be downloaded as an app onto an Android/Apple device or accessed via www.getepic.com/students

You can access books by entering our class code: **lu9023**. Then select your child's name. I have assigned a non-fiction and fiction book for the children to read this week.

Literacy:

Spelling/ Handwriting

Spell each of your spelling words using Spelling Flowers. Once you have finished sound out each word and have a go at spelling aloud.

For example 

Spelling Selection

F Spelling Flowers

Draw a big flower. Write each of your spelling words on one of the petals!



Word list:

had	what	your	an	how
-----	------	------	----	-----



Common words Challenge

Write a sentence using one of the words from your spelling words.



Writing / Grammar – Bossy Verbs

Watch direct teaching lesson on Seesaw.

Instructions tell people what to do and how to do it. They need to be clear and precise so that the reader or listener can follow them. When we write instructions, it is important to add a title to let others know what we are doing. These can start with **How to...**

We use command sentences to give instructions. These always include a bossy verb (a verb that tells you what to do).

For example: **Stop running around.**

Activity 1: Let's follow instructions!

Read and follow the instructions below and see how quickly you can complete them.

- 1 Touch your toes.
- 2 Turn around.
- 3 Do a star-jump.
- 4 Lie on the floor.
- 5 Stand up tall.
- 6 Sit on a chair.
- 7 Clap your hands.
- 8 Touch your nose.

Activity 2: Let's complete these instructions!

These bossy verbs have been removed from the instructions below.

eat, brush, get, walk, wash, go

Write out the sentences below. Use each bossy verb once to complete the instructions so that they make sense.

The first one has been done for you.

1. Get out of bed.
2. to the bathroom.
3. your face.
4. your teeth.
5. downstairs.
6. your breakfast.

Maths: Measure - Weight

Watch my direct teaching lesson on Seesaw and complete the activity.

We are continuing to learn about measure and weight.



Reminder

- When balance scale is down this is the heaviest object.



- When balance scale is up this is the lightest object.



Sometimes the balance scale will look like this. When they are at the same level both objects weight the same.

Activity 1: Weighing with a balance scale

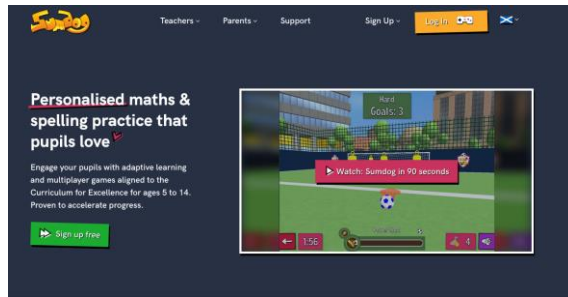
Complete the attached worksheet.

Activity 2: Play Hit the button

<https://www.topmarks.co.uk/maths-games/hit-the-button>



Activity 3: Sumdog



<https://www.sumdog.com>

How did you do yesterday? Log on and continue our class challenge. 😊

Comparing the weight

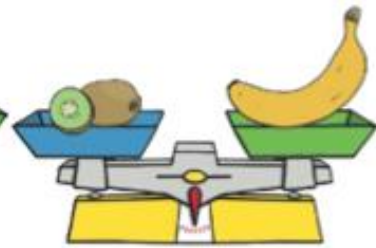
Look at the fruit on the scales. Finish the sentences below each picture to make the statement true using the words **heavier**, **lighter** or **the same as**.



The apple is _____
than the pineapple.



The orange is _____
than the blueberries.




The kiwi fruit is _____
to the banana.



The strawberry is _____
than the mango.



The banana is _____
than the cherries.



The orange is _____
to the apple.



Compare fruits and vegetables at home. What is the heaviest/ lightest. Are there any that weight the same?

Health and Wellbeing: My Islands of Personality

Watch my direct teaching lesson on Seesaw.

This lesson is inspired by the Film Inside Out. In the film there is 5 emotions. Sadness, Joy, Fear, Disgust and Anger.



I want you to think of the Islands that Personality Riley has in the film for example, Hockey Island, Family Island, Goofball Island, Friendship Island and these represent what is important to her.

I want you to think about what “Islands” you have that represent your personality? Think about your hobbies and interests, who is important to you, qualities you have for example honesty, loyalty.

Task

Choose 5 islands that represent you and create your own “ My Islands of personality” poster.

Here are some examples.



