

# P2 Home Learning

Thursday 28<sup>th</sup> January 2021

## Literacy:

### Spelling/Handwriting

Spell each of your spelling words using Spelling Flowers. Once you have finished sound out each word and have a go at spelling aloud.

For example 

### Word list:

or, but, we, there, she

### Writing – Poetry

*Watch direct teaching lesson on Seesaw.*

Today we are going to write our own poem ☺. For this I want you to think about colours? Talk to an adult and make a list of things you associate with the following colours; **red, orange, yellow, green, blue, purple, black** and **white**. You are going to use your ideas to write a colour poem.

Spelling Selection

#### **F Spelling Flowers**

Draw a big flower. Write each of your spelling words on one of the petals!





# colour poem plan

Red is \_\_\_\_\_

Orange is \_\_\_\_\_

Yellow is \_\_\_\_\_

Green is \_\_\_\_\_

Blue is \_\_\_\_\_

Purple is \_\_\_\_\_

Black is \_\_\_\_\_

White is \_\_\_\_\_

# Numeracy /

## Maths:

Watch direct teaching lesson on Seesaw.

Today we are going to use non-standard units to measure items around your house. Non-standard units of measurement are units of measurement that aren't typically used, such as a pencil, an arm, a toothpick, or a shoe. We can use just about anything as a nonstandard unit of measurement.

### non-standard units

Any item that can be used to measure something, e.g. paper clips, blocks, finger spaces, handspans, feet.

### examples

The pencil is 15 blocks long.



The pencil is 6 paper clips long.

The bar is 6 handspans long.



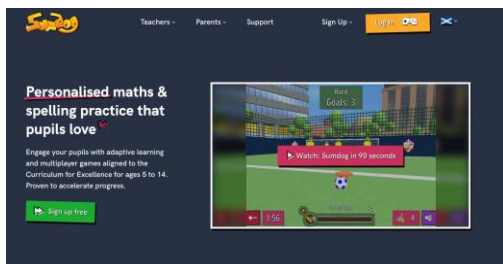
The bar is 4 'feet' long.

© Jenny Esther 2015

### Activity 1

Complete Measurement worksheet. Use your feet /shoes to measure places and objects in your house.


### Activity 2

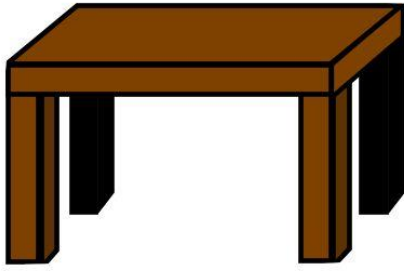


<https://www.sumdog.com>

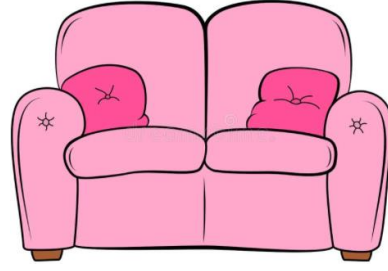
How did you do yesterday? Log in to Sumdog and continue the class challenge.

# Measuring with Non-standard units

Measure using your 



about  feet



about  feet



about  feet



about  feet

# Health and Wellbeing:

*Watch my direct teaching lesson on Seesaw where I will be reading the story of the Cautious Caterpillar.*

## **Activity 1**

The cautious caterpillar felt happy and proud when she changed into a beautiful butterfly. Think about when something changed in your life that made you happy. Talk to an adult about your ideas. I might be moving to a new house or having a new brother or sister. You could draw a picture of what you discussed.

## **Activity 2**

If you were a caterpillar what kind of butterfly would you want to change into?

