

P3's Home Learning

Friday 12th February 2021

NOTE:

Microsoft Team catch up at 11am. So good to have so many on! I am super proud of you!

Remember to upload your work to SeeSaw or email to Mrs Scott at gwl4-scottlynn@glow.ea.glasgow.sch.uk. I am online from 9am -3pm to help.



Literacy

Spelling Test: Ask your parent or sibling to test your spelling from your spelling group words below. In your jotter write the date, and number from 1 to 10. Ask them to say it, say a sentence with word in it. Repeat the word again. You write it down.



boy
joy
toy
enjoy
annoy
employ
destroy
loyal
royal
oyster

Y

X

Phonics workbooks will be emailed or
available
for collection.

Dictation: Ask your parent/sibling to read out the following sentence and write it down with the correct punctuation and spelling.



The boy like to enjoy playing with his oyster toy.



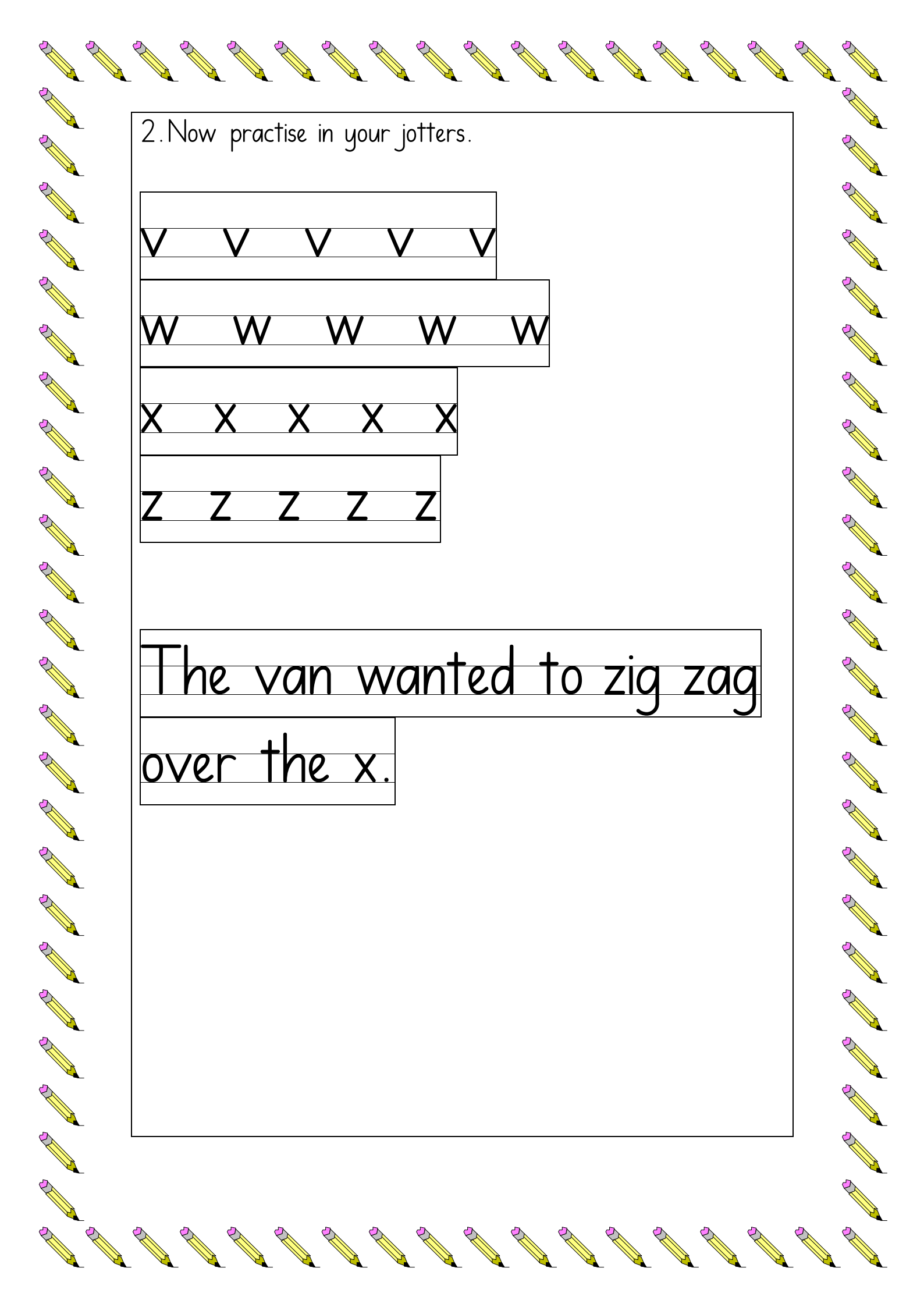
Handwriting: Let's improve our handwriting. Let's practise our long ladder letters.

Handwriting: Let's improve our handwriting. Let's practise our zig zag letters.

1. Use this template help you master the formation.

Zigzag Monster Letter Formation





2. Now practise in your jotters.

V V V V V

W W W W W

X X X X X

Z Z Z Z Z

The van wanted to zig zag

over the x.

Numeracy

Time: Digital (quarter past and quarter to)

(Watch/listen to my direct teaching point onq SeeSaw and then complete this follow up work or join MS Teams for this lesson)

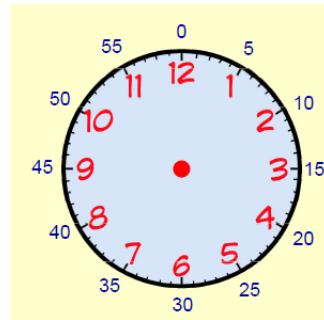
Remember:

There are **60 minutes** in an **hour**.

Half past is **30 minutes** after the hour

Quarter past is **15 minutes** after the hour

Quarter to is **15 minutes** before the hour



Digital Clocks show the time using only numbers (it is often easier to read a digital clock). Today we are going to focus on telling the digital time for **quarter past** and **quarter to**.

8:00	means 8 o'clock.
2:30	means half past 2.
6:15	means quarter past 6.
3:45	means quarter to 4.

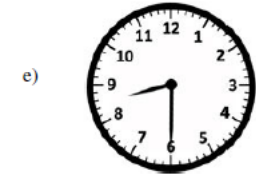

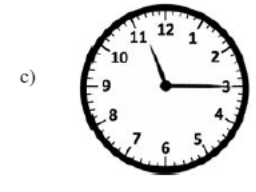
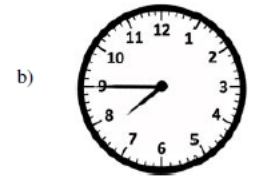
45 minutes past 3 is the same as 15 minutes to 4.

If there are 60 minutes in an hour, a quarter of an hour is 15 minutes -
> quarter past in digital time will read hh:**15**. The minutes will always read 15 e.g 11:15 = quarter past 11.

When we talk about quarter to the hour, the minute hand has gone round the clock three quarters of the way around. $15 + 15 + 15 = 45$ so

quarter to the hour will always have hh:45. The minutes section will always have 45. This is one of the trickiest times to read when telling digital time as we read it quarter to the next hour e.g. 2:45 = quarter to 3.

1. Match the digital times to the analogue clocks.






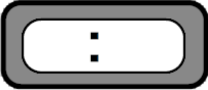





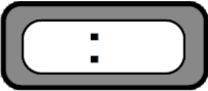


2. Write the time on each clock using words e.g.

2:15 -> Quarter past 2


10:45 -> Quarter to 11

a)	5 : 15	
b)	1 : 45	
c)	6 : 45	
d)	3 : 15	
e)	11 : 45	
f)	12 : 15	

3. For each clock, draw a digital clock to show the same time on the analogue clock.


Choose Hot or Mild questions- or both- below.



1. I have 8 sides and 8 corners. What 2D shape am I?
2. Name the 3D shape:



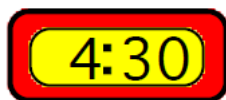
3. There are 12 pencils in a packet. How many would I get if I had 3 packets?




4.
$$\begin{array}{r} 649 \\ + 268 \\ \hline \\ \hline \end{array}$$

5.
$$\begin{array}{r} 705 \\ - 487 \\ \hline \\ \hline \end{array}$$

6. Write 407p in £'s
7. Write £9.07 in p
8. Write the time in words:



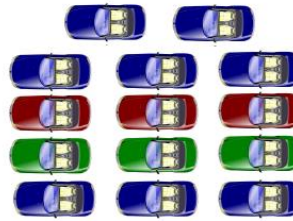
9. Draw the hands on the analogue clock to read quarter to 8.



1. I have 6 sides and 6 corners. What shape am I?
2. Name the 3D shape:



3. Aiden and Max have a box of 14 cars. They each get half. How much do they get each?

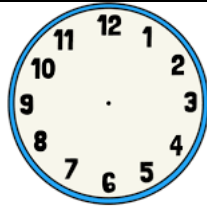


4.
$$\begin{array}{r} 64 \\ + 26 \\ \hline \\ \hline \end{array}$$

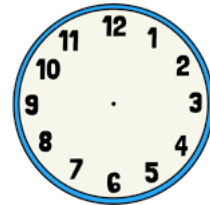
5.
$$\begin{array}{r} 71 \\ - 48 \\ \hline \\ \hline \end{array}$$

6. Write 89p in £'s
7. Write £1.32 in p

8. Write the time in words:




9. Draw the hands on the analogue clock to read quarter



French Fridays

Miss Howarth has put P3 French homework on SeeSaw (please see SeeSaw for direct teaching input)



You can also continue to learn French at home. Lingobox Learning puts out a live YouTube session at 11am every Friday. You can tune in at:-

<https://www.youtube.com/channel/UCO4YR8hhRveNhvZrz9xptDQ>

Health & Wellbeing:-

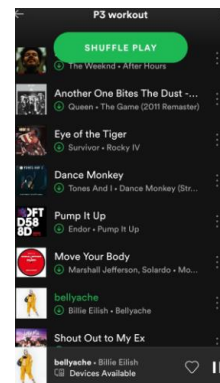



ready!

Workout: Join Mrs Scott after our 11am class team chat for some fun fitness. Have your trainers on and some water



Send your exercise requests to Mrs Scott on our team chat and send any of your





favourite tunes for our P3 Workout playlist.