

P3's Home Learning

Friday 22nd January 2021

NOTE:

Microsoft Team catch up at 11am. So good to have so many on! I am super proud of you!



Remember to upload your work to SeeSaw or email to Mrs Scott at gwl4scottlynn@glow.ea.glasgow.sch.uk. I am online from 9am -3pm to help.

Literacy

Poetry Recital

Practise the your poem so that you know it off by heart ready for our online poetry recital today. Upload your version of A Dug A Dug on to SeeSaw or you can recite on our MS Team class.

Spelling Test: Ask your parent or sibling to test your spelling from your spelling group words below. In your jotter write the date, and number from 1 to 10. Ask them to say it, say a sentence with word in it. Repeat the word again. You write it down.



coat
boat
goat
float
throat
load
road
toad
coal
goal

W
V

Phonics workbooks will be emailed or available for collection.

Dictation: Ask your parent/sibling to read out the following sentence and write it down with the correct punctuation and spelling.


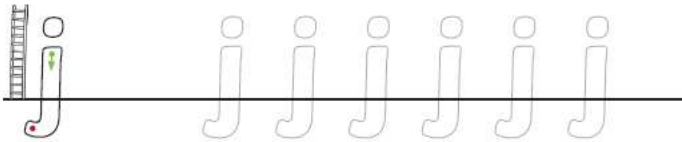

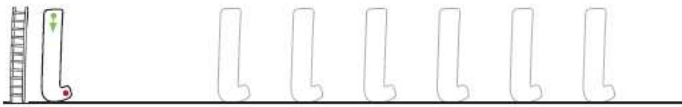


I saw a load of coal on the road next to a toad.

Handwriting: Let's improve our handwriting. Let's practise our long ladder letters.

1. Use this template help you master the formation.

Ladder Letter Formation





2. Now practise in your jotters.

i i i i i i i

j j j j j j j

l l l l l l l

t t t t t t t

u u u u u u u

y y y y y y y

Can you lift the jar and

shut the door?.

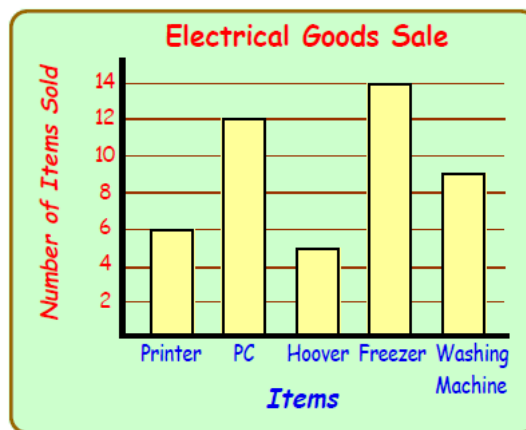
Numeracy

Data Handling: Bar Graphs

(Watch/listen to my direct teaching point on SeeSaw and then complete this follow up work or join MS Teams for this lesson)

A bar graph helps you visualise the data much better than a table. It has bars at different heights, and it can let you see who has the most or who has the least etc much quicker than looking at a table of numbers. Yesterday we looked at bar graphs where the y-axis had a simple scale, it just went up in 1's. Today, let's look at different bar charts where the scale is different.

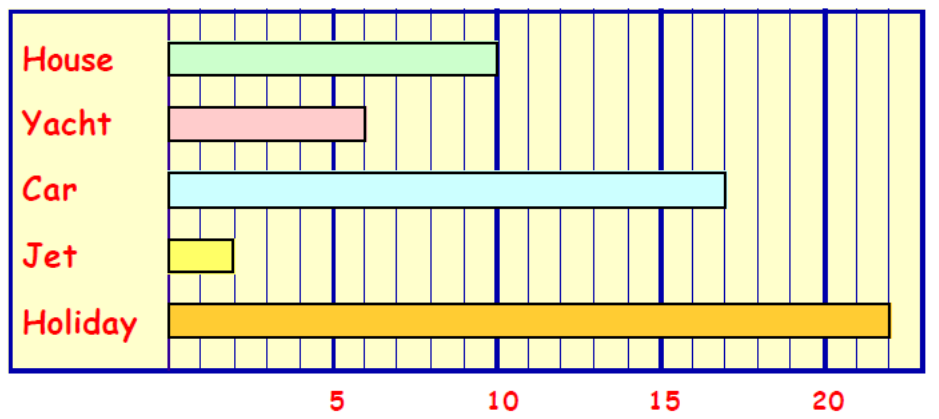
This bar graph shows what electrical goods were sold. Notice that the y-axis goes up in 2s. So we need to be extra careful and clever when reading the number of items sold. For example, the amount of hoovers sold sits between 4 and 6 so the number sold is 5.



1. From the bar graph above:
 - a. How many **printers** were sold (not 3!)?
 - b. How many **hoovers** were sold?
 - c. Which item sold the **most** and how many were sold?
 - d. How many **more** washing machines were sold than hoovers?
 - e. How many **PC's** and **Printers** were sold altogether?



2. The bar graph above show what kind of home baking senior citizens prefer with their afternoon cuppa.
 - a. Does the scale on the y-axis go up in 1's, 2's, 3's, 4's or 5's?
 - b. What was the **least** popular cake?
 - c. How many preferred an **éclair**?
 - d. How many said **cup cake**?
 - e. How many said **doughnut**?
 - f. How many altogether said **muffin** or **doughnut**?
 - g. How many **more** preferred **gateau** to **eclair**?



3. The horizontal bar graph above shows what people would buy if they won a lot of money.

- How many people choose to buy a house?
- How many would spend money on a car?
- What was the **most** popular answer? How many voted for this?
- How many **more** preferred their own yacht to a jet?
- How many people were asked?

Choose Hot or Mild questions- or both- below.



1. Draw a trapezium.

2. Name full name of the shape:



3. What shape comes next in the



sequence:-

4. Round 49 to the nearest 100.

5. Write 8901 in words.

6. Put the following months in the correct order:-

September, January, December

7. H T U

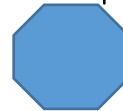
$$\begin{array}{r} 829 \\ + 143 \\ \hline \\ \hline \end{array}$$

8. H T U

$$\begin{array}{r} 565 \\ - 326 \\ \hline \\ \hline \end{array}$$

1. Draw a parallelogram.

2. Name the shape:



3. What shape comes next?



4. Round 31 to the nearest 10.

5. Write 253 in words.

6. Put the following days in the correct order:-

Saturday, Friday, Monday,

7. T U

$$\begin{array}{r} 45 \\ + 36 \\ \hline \\ \hline \end{array}$$

8. T U

$$\begin{array}{r} 43 \\ - 19 \\ \hline \\ \hline \end{array}$$

9. I buy a comic at £1.45 and a packet of crisps at £0.85. How much do I pay altogether? (Remember the golden rule to line up the decimal point)

10. > < or =
50 - 35 □ 5 + 5 + 5

9. I buy a mars bar at £0.85 and a packet of crisps at £0.62. How much do I pay altogether? (Remember the golden rule to line up the decimal point)

10. > < or =
7 + 9 □ 14 + 7


French Fridays

Continue to learn French at home.

Lingobox Learning puts out a live

YouTube session at 11am every Friday. You can tune in at:-

<https://www.youtube.com/channel/UCO4YR8hhRveNhvZrz9xptDQ>



Health & Wellbeing:-



Workout: Join Mrs Scott after our 11am class team chat for some fun fitness. Have your trainers on and some water ready!



Send your exercise requests to Mrs Scott on our team chat and send any of your favourite tunes for our P3 Workout playlist.

