


P3 Week of 18.01.21

We are continuing to follow our planned Religious and Moral Education Programme. This term P3's RME topic is the Personal Search topic of Winter.

Lesson 1: Changes brought on by winter

Go for a Winter Walk and search for signs of Winter.



Read this poem about Winter


The winter sings a windy song
That hustles rusty leaves along.
The winter sings a song of hail
That pings and pangs like a falling nail.
The winter sings a song of sleet
As sloshing cars slip down the street.
The winter sings a song of snow
A whispering as whiteness grows.

P3 Week of 18.01.21

Winter can bring suffering to birds and animals.


How could you help them survive?

Design a bird feeder/shelter for birds in your area.



P3 Week of 18.01.21

Make a paper snowflake



Begin with a square piece of paper and fold it in half diagonally to make a triangle.

Fold the triangle in half from the top corner to the bottom one, making a smaller triangle.

Fold the triangle into three, from left to right as shown here. Try to get these sections as even as possible.

Cut across the paper to create a straight edged triangle.

Now is the time to get creative and give your snowflake a pattern.

Cut some straight and/or curvy lines into the edges of the paper - these can be different sizes and shapes but be careful not to chop right across the paper or you'll end up with a much smaller snowflake.

The reveal..... gently unfold your paper to reveal your snowflake and your unique design.