

P4's Home Learning

Monday 1st March 2021

All activities have been uploaded to Seesaw.

Literacy:

Spelling

Look at the active spelling grid underneath your words. Pick one (or more if you would like) active spelling activities to practise spelling your words.

Then, write a sentence for each word.

Word list (Select your group):

APOSTROPHES	BRACKETS	SEMI COLONS DASHES
difference	stars	boy
distant	front	following
sum	feel	came
some	inches	want
wall	street	show
forest	decided	also
probably	contain	around
summer	course	farm
main	surface	three
winter	produce	small
written	building	set
length	ocean	put



SANDWOOD PRIMARY SCHOOL

Active spelling



Telephone Words Look at a telephone keypad. Translate each letter of each word into a number. Now write your spelling words using this code.	Wiggly Squiggly Write out each of your spelling words using colourful wiggly lines for each letter.	Scramble Jumble up the spelling of each of your spelling words and try to get someone to guess the words.	Bubble Letters Using bubble writing spell each of your spelling words. After you have written them in bubbles colour them in different colours.	Word Search Make a word search with your spelling words inside it. See if you can challenge someone to find them all!
All the colours Copy each of your spelling words and use a different colour for each letter or each word.	Missing Letters Ask someone to write out each of your words lots of times and each time they miss out some letters. Then you have to fill them in.	Consonant Vowel Circle Write out each of your spelling words and them go back and circle all the consonants in each. Then write them out again, this time circling the vowels.	Spelling Flowers Draw a picture of flowers. Write each of your spelling words on a petal of the flowers. Challenge someone to find all the words.	Silly, Silly See if you can write a silly story using all of your spelling words. Remember punctuation!
Acrostic Use some or all of your words and write an acrostic poem for each one. Use the words that start with each letter of your spelling word.	Rhyming Words Write each of your spelling words and next to each word write a word that rhymes with it. If necessary your rhyming word can be nonsense as long as it	Other Hand First write your words the way you usually do. The write the list with your other hand.	Pyramid Spelling Starting with the first letter, add one on each time you move down the pyramid eg b bo boo book	Story, Story Write a story using ALL of your spelling words. Be sure to underline your spelling words in the story.
Label your words Draw and label a picture of each of your spelling words. Remember it must be colourful.	Food Words Arrange pasta, beans, cereal, sweets or any other food to form the letters of each word on your list. See if you can take a picture.	ABC Write your words in alphabetical order.	Hidden Picture Draw a picture and hide your spelling words in the picture. See if someone can find all the words.	Magazine Words Use old magazines, comics or newspapers to find the letters of each of your words. Cut out the letters and stick them in your jotter to spell the word.

Reading: Paraphrasing

Video explaining Paraphrasing on Seesaw.

Who can do the **mild**, **hot** and **spicy** challenge?



MILD: Read the following pieces of information. Then, using the sentence starters underneath, paraphrase each so that it still contains all the important information but it is written in **YOUR OWN WORDS!**

1. *There are only a few people who can speak Spanish.*

Not many _____
_____.

2. *Her feet hurt because her shoes were on too tight.*

Her shoes _____
_____.

3. *The question was so hard that I couldn't answer it.*

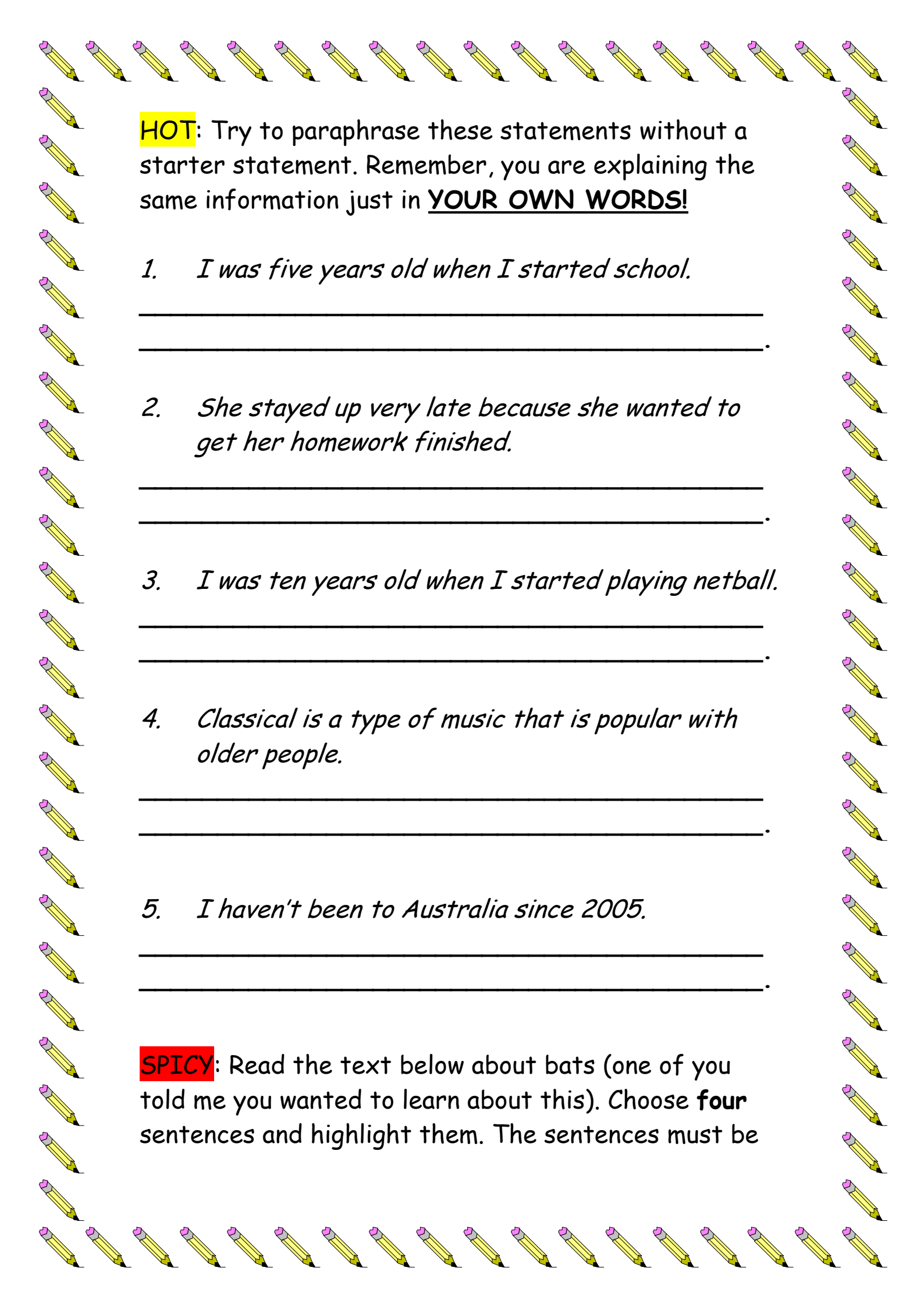
I couldn't _____
_____.

4. *He started painting 10 years ago.*

10 years ago _____
_____.

5. *You will be late for your music lesson unless you leave now.*

If you don't _____
_____.



HOT: Try to paraphrase these statements without a starter statement. Remember, you are explaining the same information just in **YOUR OWN WORDS!**

1. *I was five years old when I started school.*

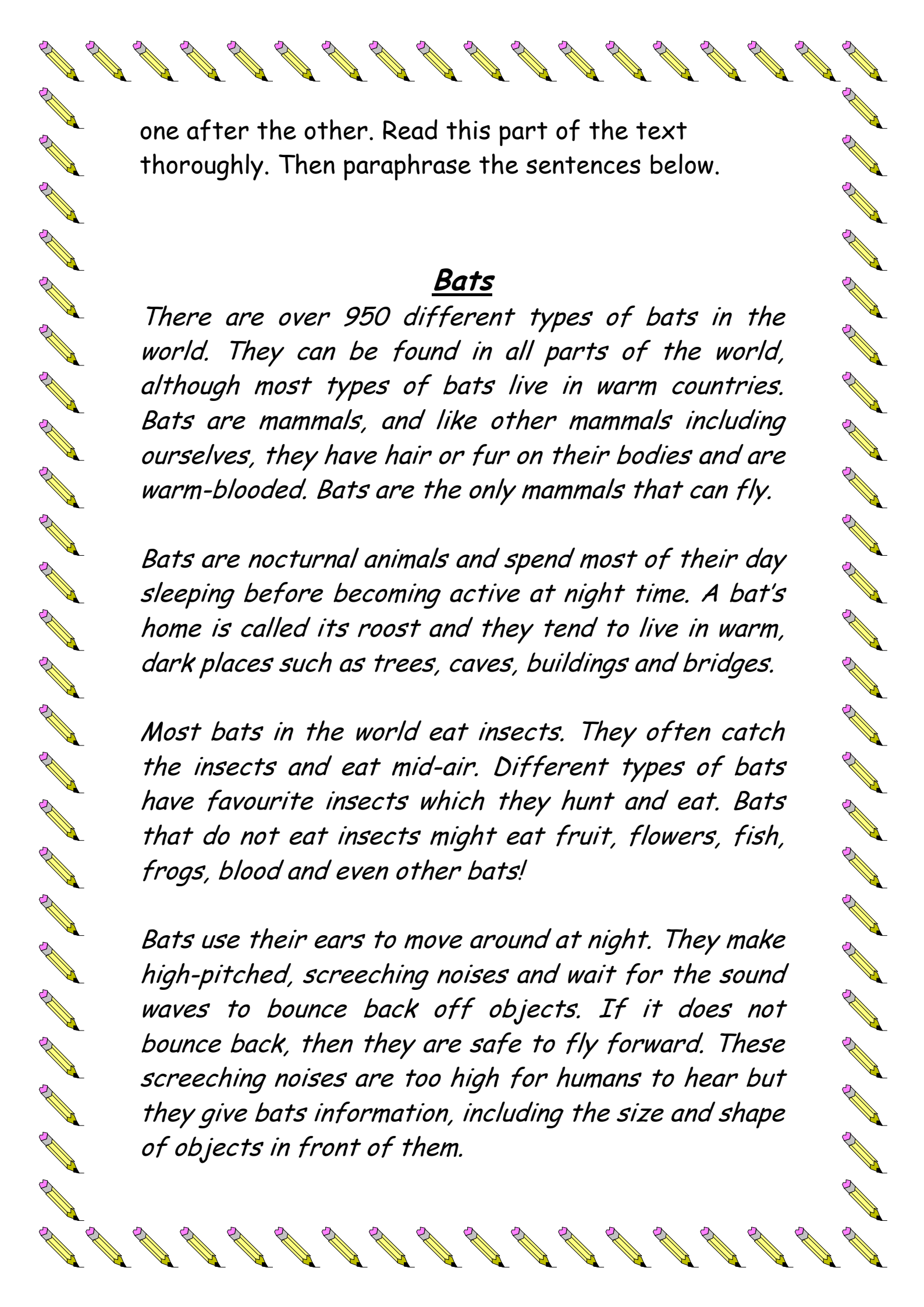
2. *She stayed up very late because she wanted to get her homework finished.*

3. *I was ten years old when I started playing netball.*

4. *Classical is a type of music that is popular with older people.*

5. *I haven't been to Australia since 2005.*

SPICY: Read the text below about bats (one of you told me you wanted to learn about this). Choose **four** sentences and highlight them. The sentences must be



one after the other. Read this part of the text thoroughly. Then paraphrase the sentences below.

Bats

There are over 950 different types of bats in the world. They can be found in all parts of the world, although most types of bats live in warm countries. Bats are mammals, and like other mammals including ourselves, they have hair or fur on their bodies and are warm-blooded. Bats are the only mammals that can fly.

Bats are nocturnal animals and spend most of their day sleeping before becoming active at night time. A bat's home is called its roost and they tend to live in warm, dark places such as trees, caves, buildings and bridges.

Most bats in the world eat insects. They often catch the insects and eat mid-air. Different types of bats have favourite insects which they hunt and eat. Bats that do not eat insects might eat fruit, flowers, fish, frogs, blood and even other bats!

Bats use their ears to move around at night. They make high-pitched, screeching noises and wait for the sound waves to bounce back off objects. If it does not bounce back, then they are safe to fly forward. These screeching noises are too high for humans to hear but they give bats information, including the size and shape of objects in front of them.

Four sentences Paraphrased:

Numeracy:

Sumdog Competition

Remember Sumdog is currently running a Glasgow competition. Can we get in the top 10 this time? Try to answer 1000 questions this week!

<https://www.sumdog.com/sc/>



Telling the Time - Quarter Past on Analogue clocks

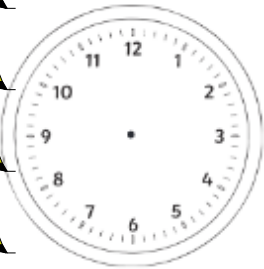
Video explaining Quarter past on Seesaw.

Follow this link to access:

<https://www.youtube.com/watch?v=9UoJA7hJnZE>

Draw hands on the clocks to show the time. Remember to draw a short hand to show hours (this hand doesn't touch the number) and a long hand to show minutes (this hand cuts through the number). Try to point the hands as accurately as you can.

Then, look at the clocks that do contain hands and write the correct time using the phrase "quarter past."



quarter past 12



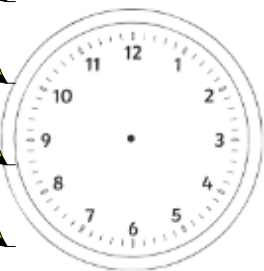
quarter past 1



quarter past 10



quarter past 3



quarter past 8



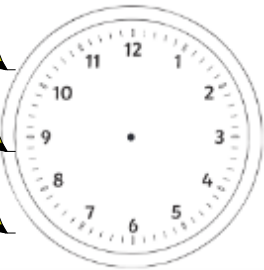
quarter past 7



quarter past 9



quarter past 2



quarter past 4





quarter past 5



quarter past 6



quarter past 11





quarter past 2



quarter past 5



quarter past 10



quarter past 8



quarter past 12



quarter past 3



quarter past 9



quarter past 7



quarter past 1



quarter past 4



quarter past 11



quarter past 6

EXTRA CHALLENGE:

Can you split different shapes into equal quarters?

Daily 10

<https://www.topmarks.co.uk/maths-games/daily10>

Have a go at 10 questions each day.

Choose your own level (**MILD Level 2**, **HOT Level 3**, **SPICY Level 4**, **EXTRA SPICY Level 5-6**)

Health and Wellbeing:

Daily Check In

How are you feeling today?

Show me how you feel by circling the Emoji that matches your mood. Tell me how you feel and why and then tell me two things you are thinking about.



Daily Check-in

Circle how you are feeling today



Scared	Angry	Sad	Worried	Happy	Excited	Surprised	Silly

Today I feel because




Resilience Alphabet - F is for Fun

Over the next few weeks we are going to look at each letter in turn, trying to build up our resilience skills.

Today's letter is:

F is for Fun



Fun is when we do something that makes us feel happy. It can be something we do with others or something we like to do by ourselves. It can be something we do indoors or outdoors. No matter what is happening, it is good to have times of fun and enjoyment.

Think: What have you done over the last week that has been fun for you?

Say: "Today I am choosing to have fun!"

Do:

- Write, draw or think about 7 different activities you would find fun
- Plan to do one each day this week
- Try to make them a mix of things you can do on your own or with someone else

Follow the instructions above.

Tell me the 7 different activities you find fun and what one you will do every day this week.

Dance Class with Oti

Oti Mabuse from Strictly Come Dancing and her husband Marius Iepure have been uploading some dance classes during lockdown. Follow this link to find a lesson to teach you a really fun dance. Upload a video of you doing this dance to Seesaw to put a smile on my face! 😊

https://www.youtube.com/watch?v=Zp2R6YdAb9g&list=PLuwFE3Wyin9cEHEnNWaqBNndTMXzH7_8u&index=

5

DANCE PARTY



Topic:

An Activity Chosen by YOU! Scottish Islands

Information Powerpoint on Seesaw - with some fun pictures of Miss Grant!

Find and label the following islands:

Unst	Iona
South Ronaldsay	Islay
Lewis and Harris	Arran
Skye	The Fair Isle
Mull	St. Kilda



CHILLI CHALLENGE:

Try to find out some interesting facts about an island of your choice.



Outdoor Learning in March!

It's March! Spring is coming! Try to get outdoors lots this month! Here is a helpful grid with lots of activities that you could try. Take a photo or video of you doing one (or more!) of these activities. You may wish to do one every day this month!



MARCH OUTDOORS

To obtain the full activity pack head to www.loveoutdoorlearning.com/free-resources

British Pie Week
Can you head outdoors and make a mud pie? Remember flowers can be used too!

International Women's Day
Tiera Guinn built a rocket - can you?

Compost Week
Can you build your own compost pile? We have instructions on how to!

World Water Day
Take some time to discover what natural items you find outdoors sink and float.

Maths
Take a walk and play spot the number, work up in sequence from zero.

Old Stuff Day
Can you head out and find an old tree? Draw it and imagine what it might have seen

Foot Week
What better way to celebrate foot week than to head out for a walk?

Scavenger Hunt
As we head into Spring the trees are changing, how many can you identify?

World Meteorological Day
Can you build a rain gauge?

Photo
Can you take a photo or draw your favourite place outdoors?

World Hearing Day
Can you sit still and listen? Can you use what you hear to create a sound map?

Draw
Can you find a spot outdoors to draw a beautiful chalk picture for everyone to enjoy?

St Patrick's Day
How many shades of green can you find outdoors on your walk?

Identify
Can you identify different types of flowers? Collect some for tomorrow's game.

Play
Today is free play day! Play is learning, what will you explore?

World Book Day
Where is the must unusual place you can find to read your book today? Share it!

Sticks
Can you use sticks to create a maze for a small creature to explore?

Recycling Day
Can you create something for your garden or outdoor space using recycled materials?

Kim's Game
Can you use the flowers you collected yesterday to play Kim's Game?

Careers Week
Keep your eyes peeled on your walk to spot anyone working outdoors!

World Maths Day
Lets go a hunt, can you measure a metre and find things that are 1 metre tall or wider?

Art
We love creating art! Can you collect some leaves and do a leaf rubbing picture?

Sticks
We love playing Pooh Sticks! Can you find a bridge over water to play this game?

Play
We all love a good game and today we challenge you to play i-spy when out for a walk

Science Week
How do flowers take in water? We have an experiment to help you discover this!

Spring Equinox
Can you find something outdoors that makes you happy?

Grow
Can you plant something and care for it as it grows?

Scavenger Hunt
Have many 2D or 3D shapes can you spot when you are outdoors today?

Mothering Sunday
Find something beautiful for someone wonderful in your life

International Forests Day
It is also Poetry Day, can you head to a forest or wood and write a poem?

Art
Can you create a huge flower using materials you find outdoors?