


Wednesday 3rd February 2021

*All activities have been uploaded to Seesaw.*

## Literacy:

### Spelling

Use your weekly spelling words from Monday. Create a solar system scene. For example



### Grammar

### Prepositions

**Video explaining Prepositions on Seesaw.**

Then, enjoy this prepositions song:

<https://www.youtube.com/watch?v=IKdMJYptNRI>

### TASK ONE:

Underline the prepositions in each sentence below.

1. The cat was sitting on the chair.
2. There was a banana in the fruit bowl.
3. A dog sat under the kitchen table.
4. A little girl was standing beside a tree.
5. There was a yellow ball in front of the sofa.
6. I was standing behind the counter.
7. A toy doll was between two toy soldiers.
8. The sleepy cat was asleep inside its kennel.

9. The brown dog stood outside its kennel.

10. There was a cup next to a glass.

### TASK TWO:

Now using the prepositions in the word bank, make up your own creative sentences. You could even draw some pictures to match each sentence.

*CHILLI CHALLENGE: Can you include adjectives and adverbs in your sentences?*

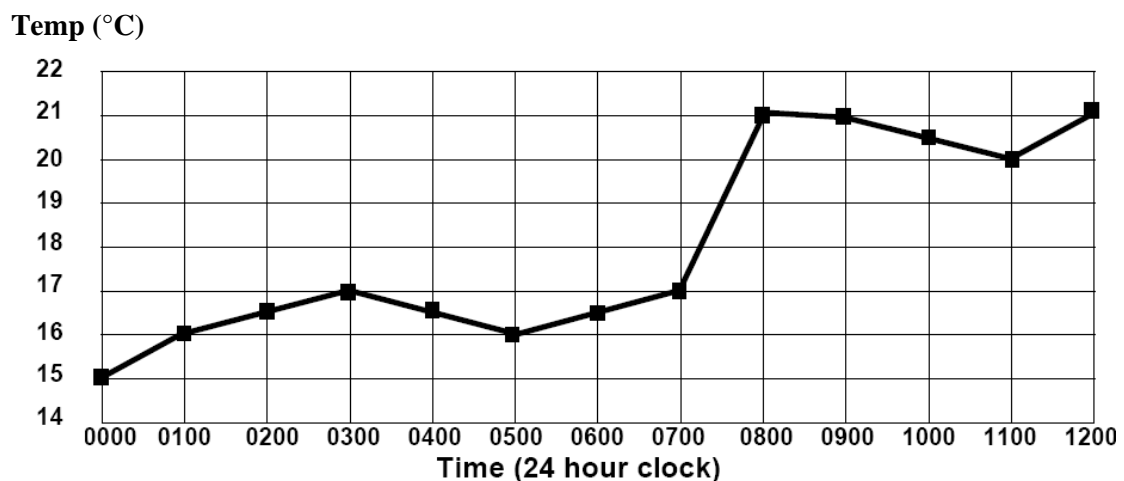
under	on	beside	in front of	between
behind	outside	inside	next to	above

## Maths/Numeracy:

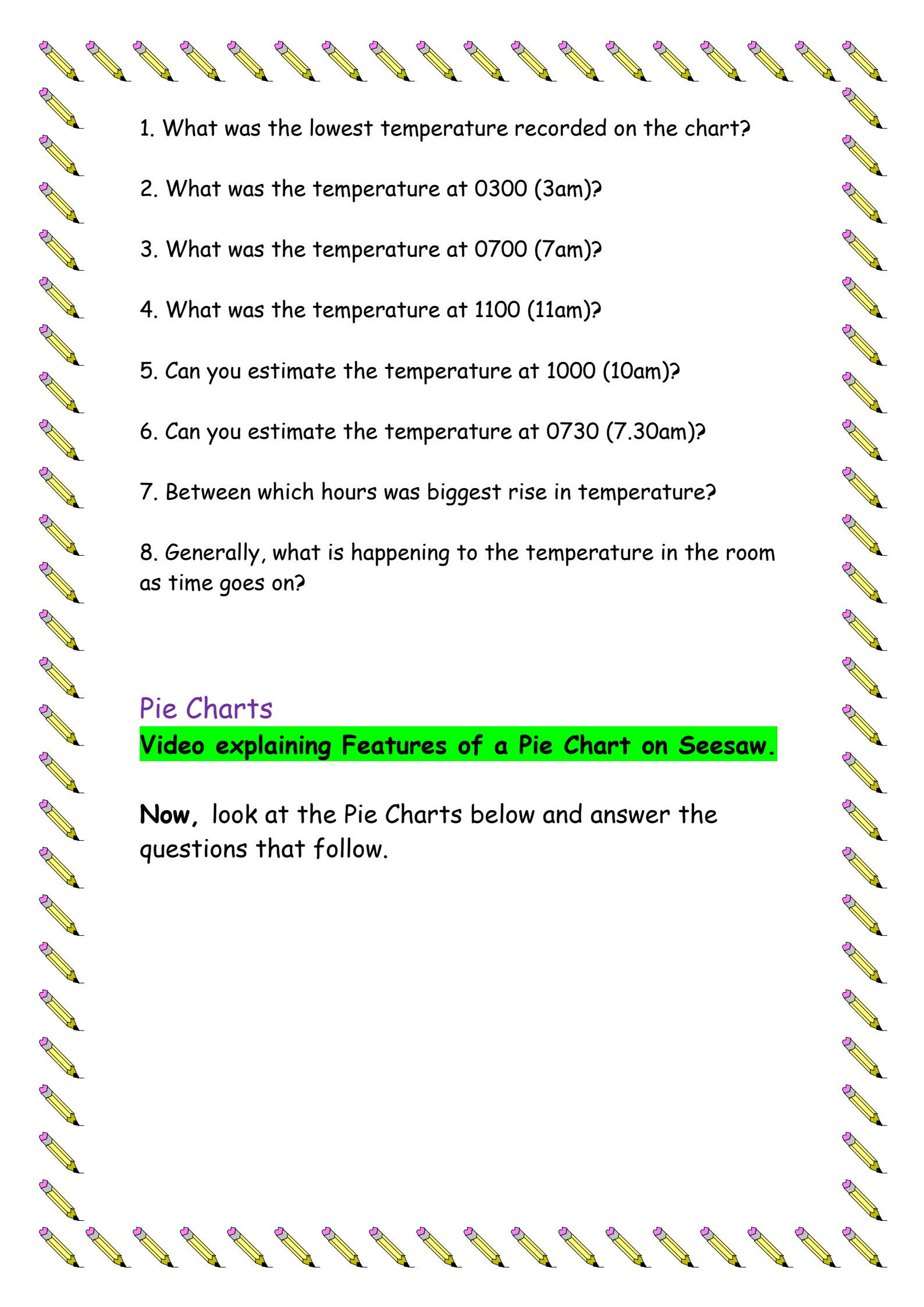
### Data Handling

### Revision: Line Graphs

#### Room Temperature



*This graph shows the temperature in a room over twelve hours. Answer the questions below.*

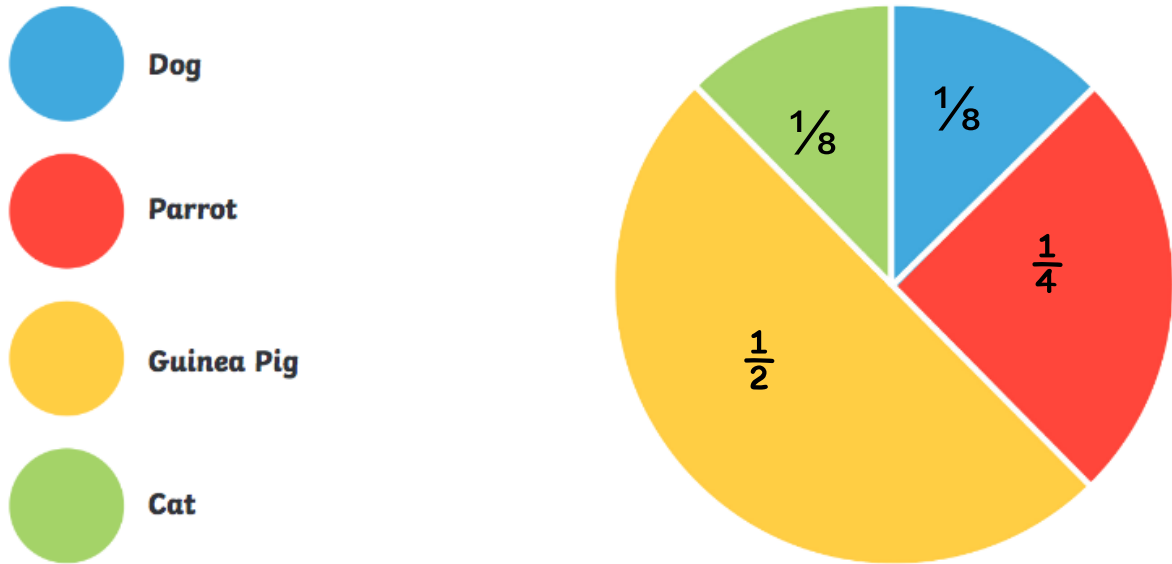
- 
1. What was the lowest temperature recorded on the chart?
  2. What was the temperature at 0300 (3am)?
  3. What was the temperature at 0700 (7am)?
  4. What was the temperature at 1100 (11am)?
  5. Can you estimate the temperature at 1000 (10am)?
  6. Can you estimate the temperature at 0730 (7.30am)?
  7. Between which hours was biggest rise in temperature?
  8. Generally, what is happening to the temperature in the room as time goes on?

## Pie Charts

**Video explaining Features of a Pie Chart on Seesaw.**

Now, look at the Pie Charts below and answer the questions that follow.

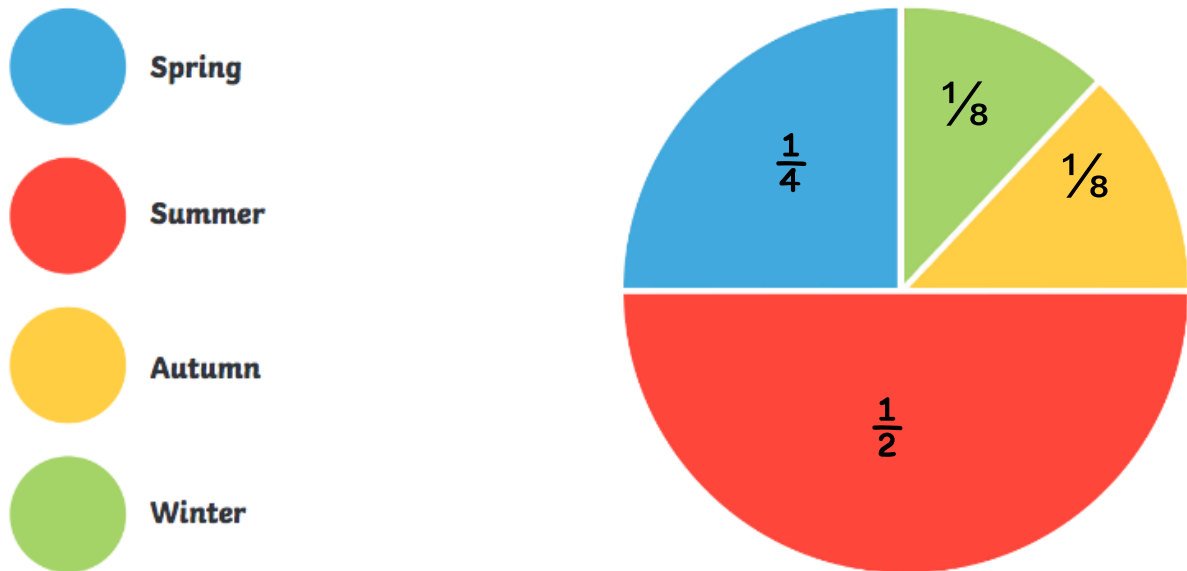
# A Pie Chart to Show Children's Favourite Animal



This pie chart represents 40 children altogether.

1. Which animal was the most popular?
2. Which animals were the least popular?
3. How many children chose dogs as their favourite animal? *(the answer is not  $\frac{1}{8}$  - you need to work out  $\frac{1}{8}$  of 40. You can do this by dividing 40 by 8).*
4. How many children chose guinea pigs as their favourite animal? *(the answer is not  $\frac{1}{2}$  - you need to work out  $\frac{1}{2}$  of 40. You can do this by dividing 40 by 2).*
5. How many children chose cats as their favourite animal? *(the answer is not  $\frac{1}{8}$ ).*
6. How many children chose parrots as their favourite animal? *(the answer is not  $\frac{1}{4}$ ).*

# A Pie Chart to Show Children's Favourite Season

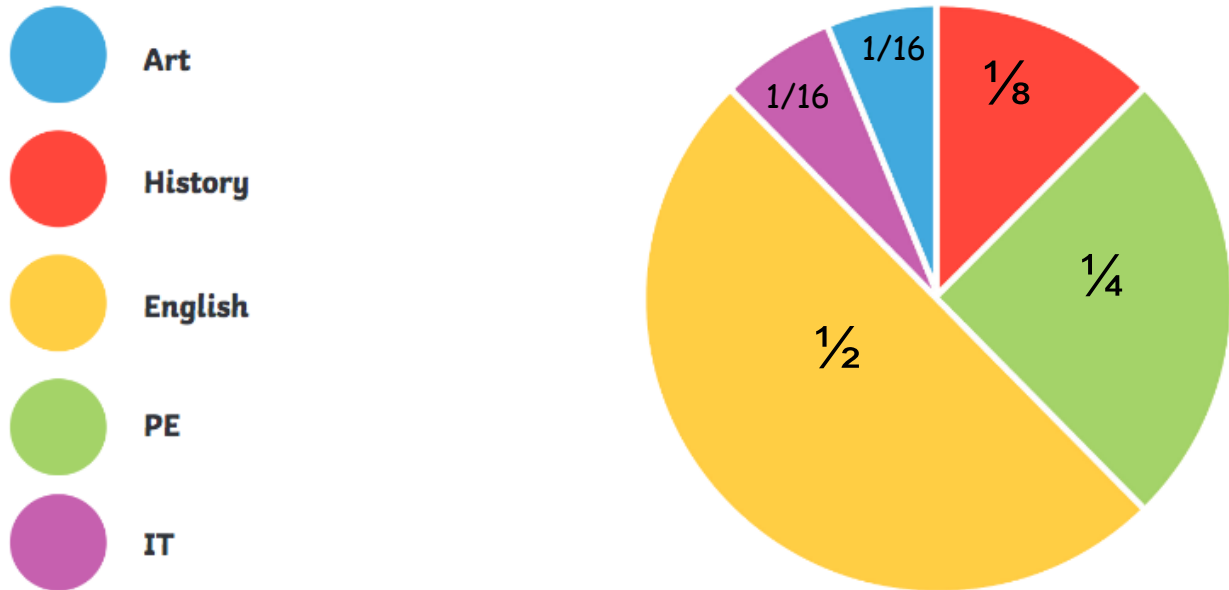


This pie chart represents 400 children altogether.

1. Which season is the most popular?
2. Which seasons are the least popular?
3. How many children chose spring as their favourite season?
4. How many children chose summer as their favourite season?
5. How many children chose autumn as their favourite season?
6. How many children chose winter as their favourite season?

## CHALLENGE CHART

# A Pie Chart to Show Children's Favourite Subject



This pie chart represents 80 children altogether.

1. What was the most popular subject?
2. Which were the least popular subjects?
3. How many children chose Art as their favourite subject?
4. How many children chose History as their favourite subject?
5. How many children chose English as their favourite subject?
6. How many children chose PE as their favourite subject?



## Daily 10

<https://www.topmarks.co.uk/maths-games/daily10>

Have a go at 10 questions each day.

Choose your own level (*MILD Level 2*, *HOT Level 3*, *SPICY Level 4*, *EXTRA SPICY Level 5-6*), then choose multiplication and select your challenge.

## Health and Wellbeing:

### PE

#### Joe Wicks

Another of Joe Wicks PE at home sessions. Follow the link below:

<https://www.youtube.com/user/thebodycoach1>

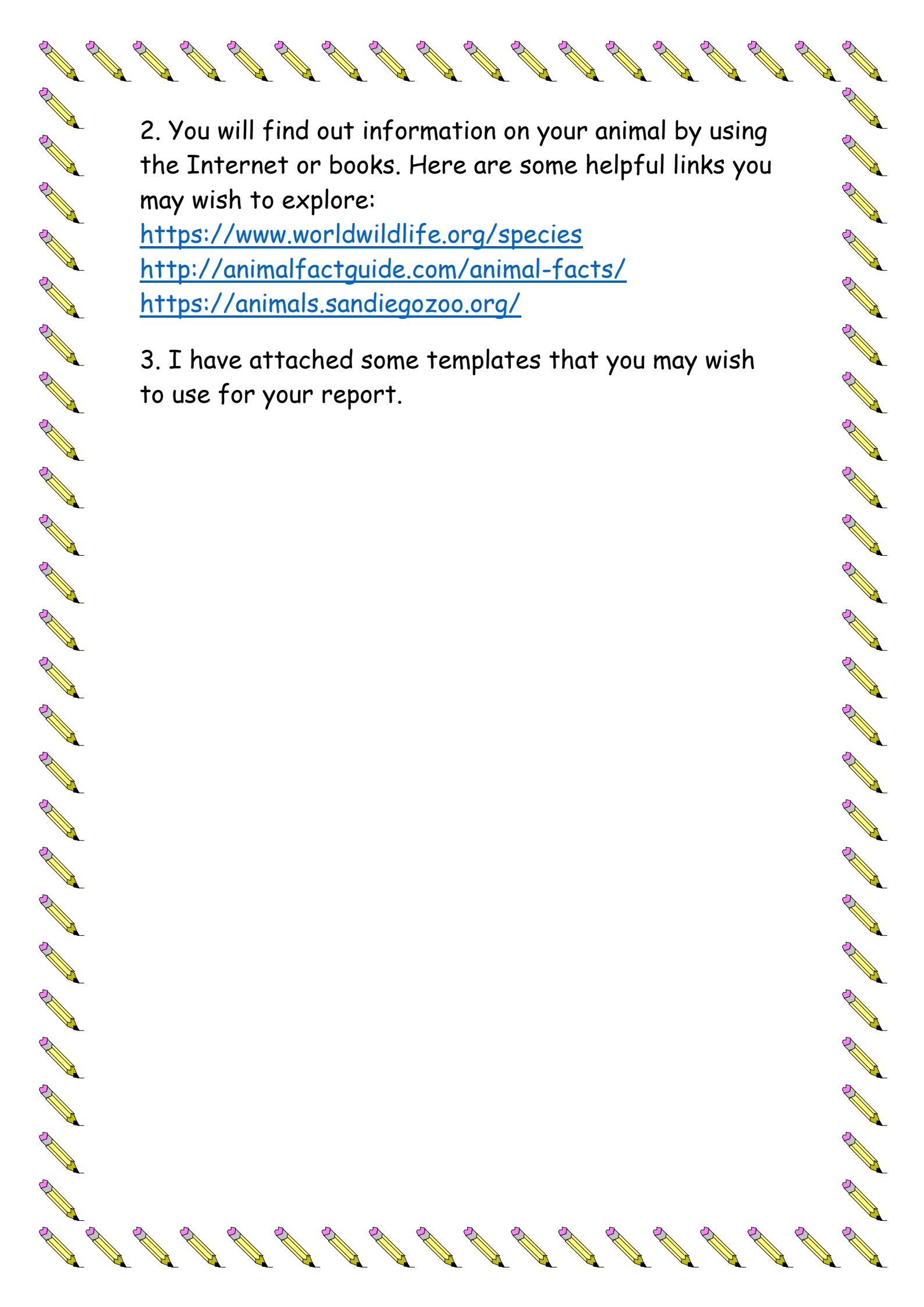
### Topic

#### An Activity Chosen By YOU! Animal Research Report

Last week I asked you what you wanted to learn about and lots of you said animals!

You are going to do some research about an animal of your choice, and then create an animal report!

1. Pick the animal you want to find out about.



2. You will find out information on your animal by using the Internet or books. Here are some helpful links you may wish to explore:

<https://www.worldwildlife.org/species>

<http://animalfactguide.com/animal-facts/>

<https://animals.sandiegozoo.org/>

3. I have attached some templates that you may wish to use for your report.



# Animal Research Report

by: \_\_\_\_\_

Animal Name: \_\_\_\_\_

This animal is a:  Amphibian

Bird


Fish

Insect

Mammal

Reptile

Here is a picture of my animal.



## Animal Facts

Height/Size: \_\_\_\_\_

Weight: \_\_\_\_\_

Color: \_\_\_\_\_

It has fur/feathers/skin: \_\_\_\_\_

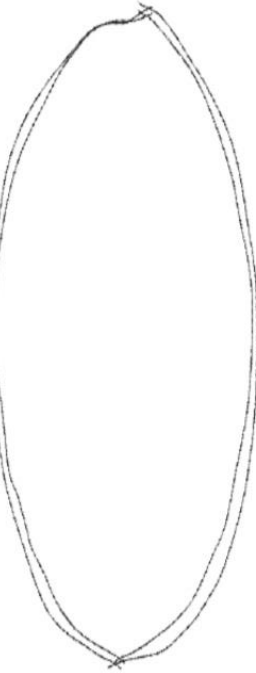
What it eats: \_\_\_\_\_

Where it lives: \_\_\_\_\_

Predators: \_\_\_\_\_

Lifespan: \_\_\_\_\_

My animal's habitat is...



Three Interesting Facts About My Animal:

1.	2.	3.
----	----	----

