

Wednesday 3rd March 2021

All activities have been uploaded to Seesaw.

Literacy:

Spelling

Use your words from Monday and pick three active spelling strategies from the grid to practise these.

Grammar


Homophones

Video explaining Homophones on Seesaw. If you don't have Seesaw access, click this helpful link:

<https://www.bbc.co.uk/bitesize/topics/zqhp2p/articles/zc84cwx>

TASK ONE

Match the pictures to the words (there are extra words to confuse you!)



	bare		bear		maid		would
	wood		grate		knight		hare
	flower		stair		night		bee
	sew		be		so		flour
	great		hair		made		stare

TASK TWO

Fill in the gap with the correct homophone.

Knot or Not?

Shiloh felt a _____ in her stomach.

Milab did _____ want to do her homework.

There was a _____ in the middle of the rope.



Mail or Male?

The _____ tabby cat had a long tail.

Mr Phillips, our postman, delivers our _____.

The _____ toilet block was out of order.

I could _____ the sound of waves crashing.

Come over _____, right now!

Can you _____ that spooky sound?

We ate _____ cake for dessert.

The _____ was difficult.

_____ of my friends are coming for a play date.

Hear or Here?

The _____ during summer was sunny and warm.

Miss Phillips couldn't decide _____ or not to give homework.

The _____ forecast predicted rain and hail.

Some or Sum?

Landon wanted to _____ an ice-cream.

Mirta didn't want to say _____ to her friends.

Wait for me _____ the lamp post.

Weather or Whether?

Buy, Bye or By?



Tail or Tale?

She enjoyed reading the _____ about the princess.

Winnie the cat was chasing her own _____.

Dad didn't believe Masood's tall _____.

Bawl or Ball?

He threw the _____ a great distance.

The baby would _____ all through the night.

My purple _____ burst!

TASK THREE

Complete the sentences by neatly crossing out the incorrect homophone.

1. Last **knight/night** I went for a walk in the moonlight.
2. **Blue/blew** is my favourite colour.
3. If you want to go on holiday, you'll have to catch a **plane/plain**.
4. I brush my **hare/hair** every day.
5. The lion had huge **paws/pours**.
6. Thomas couldn't wait to **meat/meet** the new teacher.
7. Harry got mud on his **new/knew** shoes.
8. I'm over **here/hear**!
9. Grace is hiding over **they're/there/their**.
10. Ebony scraped her knee and now it's really **saw/sore**.

CHILLI CHALLENGE:

MILD - Pick one homophone set and write a sentence of your own for each word.

HOT - Pick two homophone sets and write a sentence of your own for each word.

SPICY - Pick three homophone sets and write a sentence of your own for each word.

Maths/Numeracy:

Sumdog Competition

Remember Sumdog is currently running a Glasgow competition. Can we get in the top 10 this time? Try to answer 1000 questions this week!

<https://www.sumdog.com/sc/>



Daily 10

<https://www.topmarks.co.uk/maths-games/daily10>

Have a go at 10 questions each day.

Choose your own level (**MILD Level 2**, **HOT Level 3**, **SPICY Level 4**, **EXTRA SPICY Level 5-6**).

Telling the Time - Quarter Past on Digital clocks

Video explaining Quarter past Digital O'Clock on Seesaw.

Have a look at the following clocks. Can you fill in the correct Quarter Past time?

What is the time?

Write digits in the clocks to show the time. The first one has been done for you.

02:15

quarter past 2

:

quarter past 5

:

quarter past 10

:

quarter past 8

:

quarter past 12

:

quarter past 3

:

quarter past 9

:

quarter past 7

:

quarter past 1

:

quarter past 4

:

quarter past 11

:

quarter past 6

On the next page, write these analogue quarter past times as digital times, remembering two digits after the dots.



:



:



:



:



:



:

Health and Wellbeing:

Dance Class with Oti



Oti Mabuse from Strictly Come Dancing and her husband Marius Iepure have been uploading some dance classes during lockdown. Follow this link to find a lesson to teach you a really fun dance. Upload a video of you doing this dance to Seesaw to put a smile on my face! 😊

https://www.youtube.com/watch?v=J4vOHRptNhs&list=PLuwFE3Wyin9cEHEnNWaqBNndTMXzH7_8u&index=9

Resilience Alphabet - H for Hope

Over the next few weeks we are going to look at each letter in turn, trying to build up our resilience skills. Today's letter is H. Follow the Instructions. Write or draw 10 things you hope will happen in the next year.

H is for Hope

Hh



Hope

Hope is when we are looking forward to something good or happy in the future. It can be soon or it can be further away. We might hope for a sunny day tomorrow, to see our friends soon, that we can return to school.

Think: Have you ever hoped for something really special and it came true?

Say: "Today I hope I can help make someone else smile!"

Do:

- Write or draw a list of 10 things you hope will happen in the next year

Daily Check In

How are you feeling today? Show me how you feel by circling the Emoji that matches your mood. Tell me how you feel and why. Then think about two things that you could do to help yourself when you are struggling.



Daily Check-in

Circle how you are feeling today



Scared	Angry	Sad	Worried	Happy	Excited	Surprised	Silly

Today I feel because

When I am struggling I
can...

When I am struggling I
can...


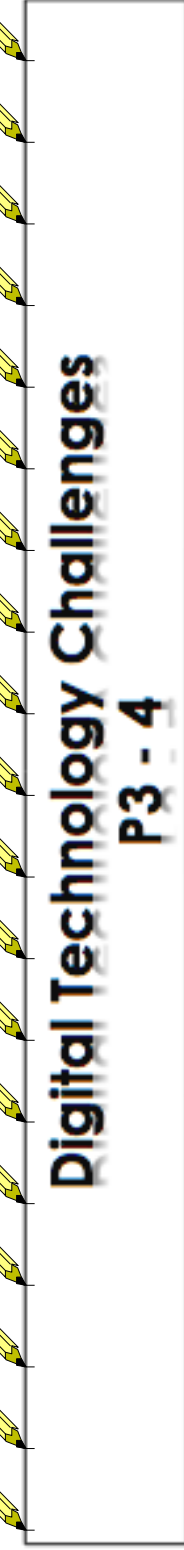
Topic

An Activity Chosen By YOU! TECHNOLOGY

Last week I asked you what you wanted to learn about and lots of you said technology! Have a look at the grid on the next page and pick one (or more if you like) activity and complete. Google the heading to find out more. Take a photo or video of your activity and post it to Seesaw!

Digital Technology Challenges

P3 - 4



CODING	LITERACY	MATHS & NUMERACY	ART AND DESIGN	OTHER
<p>Tynker Get coding on the Tynker website. You can create games, skins, animations and more!</p>	<p>WordArt.com Create beautiful word cloud art about someone or something.</p>	<p>Sumdog Visit 'Sumdog' for lots of fantastic, skill-based activities</p>	<p>Quiver Visit this website to download free printable colouring which you can then make 3D using the app.</p>	<p>Chrome Music Lab Experiment with creating your own songs and tunes.</p>
<p>Scratch Get onto Scratch - explore and edit games. What can you make?</p>	<p>Dance Mat Typing Learn touch typing skills with this excellent resource.</p>	<p>Google Earth Can you map out a route between different destinations? How long would it take? What is the fastest way?</p>	<p>Pivot Animator Download a free copy and create your own stick man animation.</p>	<p>Minecraft Download/install Minecraft Education Edition. Take part in some of the challenges.</p>
<p>Code.org Visit code.org. Have a go at the Hour of Code Challenge.</p>	<p>Epic! Sign up for a free trial of Epic! Books. Free audio and picture books.</p>	<p>Photo Symmetry Can you take photographs of symmetrical objects? You could upload or print them.</p>	<p>ABCYA Pixel Paint Create your own pixel masterpieces using this online editor.</p>	<p>www.typinggames.zone/learn-mouse Improve your mouse control</p>
<p>Kodu Visit this excellent coding website to download software and create your own game.</p>	<p>Microsoft Word Practise using Microsoft word to improve your word processing skills.</p>	<p>MakerBrane Sign up for free or have a free trial to follow online building challenges.</p>	<p>Shape Collage Download this free collage maker. Create lovely artwork of photographs and images</p>	<p>Kahoot! Create your own quiz or take part in one that has already been made.</p>

Drama/Science Sound Effect Artist



Follow this link:

<https://mysteryscience.com/light/mystery-1/sounds-vibrations/105?code=NDEwMDY3MDQ&t=student#slide-id-0>

Watch the video, then follow the on-screen instructions. Navigate through the slides and videos by clicking the arrows - this will give you all the instructions you need.

In today's activity, you're going to make all the sounds of a cartoon rainstorm just like a sound effects artist would do.

TASK ONE:

Draw or write two ways that people make sounds for cartoons.

TASK TWO:

After you've followed all the instructions in the video, ask someone to help video something falling whilst you add a "silly" sound effect to match the action and timing of the falling object. Then upload this video to Seesaw!

Art

Creative Thinking! Complete the picture.

Goal: Have fun!