



Thursday 4th February 2021

*All activities have been uploaded to Seesaw.*

## Literacy:

### Writing - Simile

**Video explaining how to write a Simile Poem on Seesaw.**

Remember a simile compares two things and must include the word 'like' or 'as'.

#### TASK ONE:

*Complete the similes below by filling in the missing blanks.*

1. The moon glowed like \_\_\_\_\_.
2. The air smells as fresh as \_\_\_\_\_.
3. The rose petals are as delicate as \_\_\_\_\_.
4. His stomach rumbled like \_\_\_\_\_.
5. The clouds are as fluffy as \_\_\_\_\_.
6. The girl sings as sweetly as \_\_\_\_\_.
7. The wind rushed through the house like \_\_\_\_\_.
8. The traffic moved as slowly as \_\_\_\_\_.



9. \_\_\_\_\_ is like a dream.

10. \_\_\_\_\_ is colourful like a rainbow.

11. \_\_\_\_\_ is as sweet as candy.

12. \_\_\_\_\_ is as easy as ABC.

### CHALLENGE:

13. \_\_\_\_\_ as heavy as \_\_\_\_\_.

14. \_\_\_\_\_ as sharp as \_\_\_\_\_.

15. \_\_\_\_\_ dark like \_\_\_\_\_.

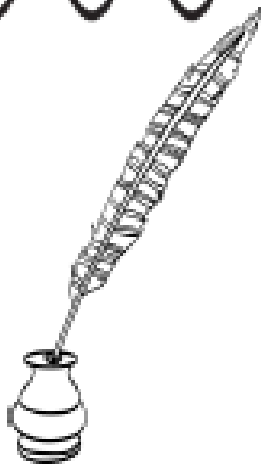
16. \_\_\_\_\_ bright like \_\_\_\_\_.

### TASK TWO:

Write your own simile poem, using similes on each line to describe yourself. Try to include a mixture of similes that use like and as.

Here is a template that may be useful for this.

*A Simile Poem*  
**About Me**



---

---

---

---

---

---

---

---

---

---

By: \_\_\_\_\_

# Maths/Numeracy:

## Data Handling

### Creating Pie Charts

Video explaining How to Draw a Pie Chart on Seesaw.

Draw a Pie Chart that represents the following information:

A survey was carried out in Sandwood Primary to find out what the favourite type of pizza was.


40 children were present when the survey was undertaken.

Miss Grant presented the results of the survey in the following table:

PIZZA TYPE	TALLY	TOTAL NUMBER
Pepperoni		10
Cheese		20
Ham and Pineapple		5
Chicken		5

Plot this information in a pie chart. Remember to create a key so that I know which colour in the pie chart represents which pizza type. Think about your fractions of 40 - this will help you to work out how big each section should be! You may wish to use the template below.

Title: \_\_\_\_\_



Key:

= \_\_\_\_\_

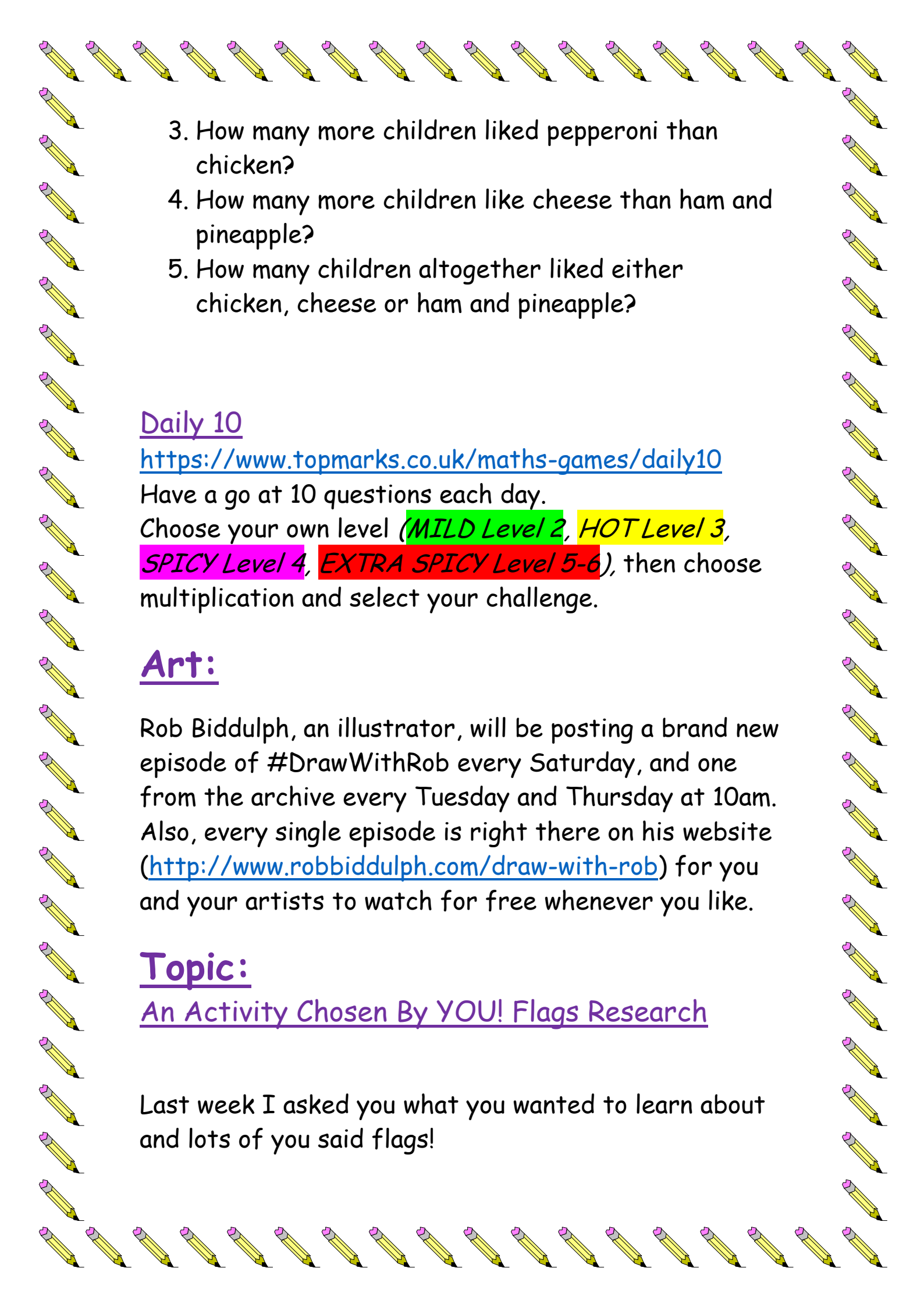
= \_\_\_\_\_

= \_\_\_\_\_

= \_\_\_\_\_

Now answer the following questions:

1. Which was the most popular pizza?
2. Which was the least popular pizza?

- 
3. How many more children liked pepperoni than chicken?
  4. How many more children like cheese than ham and pineapple?
  5. How many children altogether liked either chicken, cheese or ham and pineapple?

### Daily 10

<https://www.topmarks.co.uk/maths-games/daily10>

Have a go at 10 questions each day.

Choose your own level (**MILD Level 2**, **HOT Level 3**, **SPICY Level 4**, **EXTRA SPICY Level 5-6**), then choose multiplication and select your challenge.

### Art:

Rob Biddulph, an illustrator, will be posting a brand new episode of #DrawWithRob every Saturday, and one from the archive every Tuesday and Thursday at 10am. Also, every single episode is right there on his website (<http://www.robbiddulph.com/draw-with-rob>) for you and your artists to watch for free whenever you like.

### Topic:

An Activity Chosen By YOU! Flags Research

Last week I asked you what you wanted to learn about and lots of you said flags!

Complete some research to find out which countries are represented by the following flags.

**CHILLI CHALLENGE:** Add the continent in which each country is located.



\_\_\_\_\_



\_\_\_\_\_



\_\_\_\_\_



\_\_\_\_\_

\_\_\_\_\_



\_\_\_\_\_



\_\_\_\_\_



\_\_\_\_\_



\_\_\_\_\_

\_\_\_\_\_



\_\_\_\_\_



\_\_\_\_\_



\_\_\_\_\_



\_\_\_\_\_

\_\_\_\_\_



---

---



---

---



---

---



---

---



---

---



---

---



---



---



---

**EXTRA CHALLENGE:** Have a go at drawing some of these flags yourself or research some more country flags and draw them!