

Thursday 11<sup>th</sup> February 2021

*All activities have been uploaded to Seesaw.*

## Literacy:

### Writing - Haiku Poem

**Video explaining Syllables and how to write a Haiku Poem on Seesaw.**

Here is another video explaining syllables:

<https://www.youtube.com/watch?v=HKxAjCqc3wU>


**Remember** a syllable is a part of a word that contains a single sound. It usually has a vowel in it. A syllable is also called a 'beat' and teachers often teach children to identify syllables by clapping the 'beats' in words.

Some words have one syllable - **bat**. Some have two - **Sandwood**. Some have three - **Penilee**. Some have even more.

### TASK ONE:

*Identify how many syllables there are in each of these words by circling the correct answer.*


popcorn



1 2 3 4

© 2014 themeasuredmom.com


balloon



1 2 3 4

© 2014 themeasuredmom.com


pizza



1 2 3 4

© 2014 themeasuredmom.com

pineapple



1 2 3 4

© 2014 themeasuredmom.com

spoon



1 2 3 4

umbrella



1 2 3 4

hat



1 2 3 4

shell



1 2 3 4

vacuum



1 2 3 4

alligator



1 2 3 4

dog



1 2 3 4

helicopter



1 2 3 4

TASK TWO:

Write your own Haiku poem. Remember a haiku is a form of Japanese poetry with three lines (5 syllables, 7 syllables, 5 syllables) that do not rhyme. You may even write more than one poem!



# Haiku

---

---

---

By: \_\_\_\_\_



# Maths/Numeracy:

## Data Handling

### Displaying Data

**Video revising different types of graphs on Seesaw.**

Look at the Survey below.

Create a graph of your choice to represent the information.

**You may create:**










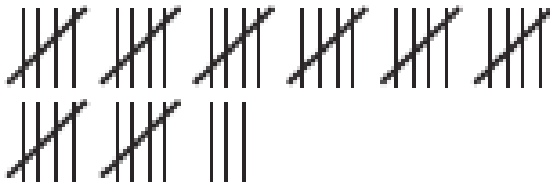


- A pictograph
- A bar graph
- A line graph
- A pie chart

If you are looking for a challenge, why not try and create more than one graph to represent the information.

Remember to use squared paper and a ruler to create your graph!

# Bike Week Cycling Survey

A survey was made by a school to see where people choose to cycle.  
Here are their tally results.

Where We Cycle To	Number of People
<p>School</p> 	
<p>The shop</p> 	
<p>The park</p> 	
<p>Visit friends/family</p> 	
<p>Play</p> 	
<p>Explore</p> 	



## Daily 10

<https://www.topmarks.co.uk/maths-games/daily10>

Have a go at 10 questions each day.

Choose your own level (**MILD Level 2**, **HOT Level 3**, **SPICY Level 4**, **EXTRA SPICY Level 5-6**), then choose multiplication and select your challenge.

## Art:

Rob Biddulph, an illustrator, will be posting a brand new episode of #DrawWithRob every Saturday, and one from the archive every Tuesday and Thursday at 10am. Also, every single episode is right there on his website (<http://www.robbiddulph.com/draw-with-rob>) for you and your artists to watch for free whenever you like.

## Topic:

### An Activity Chosen By YOU! Ancient Egypt

Last week I asked you what you wanted to learn about and some of you said Egypt!

Watch the video below to learn about Ancient Egypt and its civilisation.

[https://www.youtube.com/watch?v=tqY-\\_wAH4Wg](https://www.youtube.com/watch?v=tqY-_wAH4Wg)

Then, fill in the research sheet below, adding a fact you have learned into each box. You could draw pictures as well!

**OPTIONAL CHILLI CHALLENGE:** Follow this link to find out about another ancient civilisation. You could make some notes or design a poster about what you have learned. <https://www.ducksters.com/history/>



