


Wednesday 27th January 2021

All activities have been uploaded to Seesaw.

Literacy:

Spelling

Use your weekly spelling words from Monday. Create a solar system scene. For example



Grammar

Onomatopoeia

Video explaining Alliteration on Seesaw.

TASK ONE:

Underline the letters in each sentence below that create alliteration.

FOR EXAMPLE: I sailed the ship in the sunny, silent sea.

1. Please put your pen, pencils and paper away.
2. I had to hurry home with haste.
3. Come and close your closet carefully Claire.
4. She sells sea shells by the sea shore.
5. Go gather green leaves in the great garden.
6. Silly Sally swiftly shovelled shiny snow.
7. The beautiful boy was as busy as a bumble bee.
8. Peter planted petunias in the pretty prairie.
9. The lazy lions looked like lumps lying in a line.
10. Howard's helmet was hefty and heavy.
11. Christina's clever cat clawed the couch.



TASK TWO:

Can you find an object in your house or garden starting with each letter of the alphabet? Or a person or object outside your home?

Think of adjectives for each object or person starting with the same letter to create alliteration. You may use a dictionary or thesaurus to help if you get stuck - some letters are trickier than others!

Pick your chilli challenge:

MILD: one adjective for each letter - amazing apple

HOT: two adjectives for each letter - amazing, ace
apple

SPICY: three adjectives for each letter - amazing,
ace, adequate apple

A _____

B _____


C _____

D _____

E _____

F _____

G _____



H

I

J

K

L

M

N

O

P

Q

R

S

T

U

V

W

X

Y

Z

Maths/Numeracy:

Data Handling

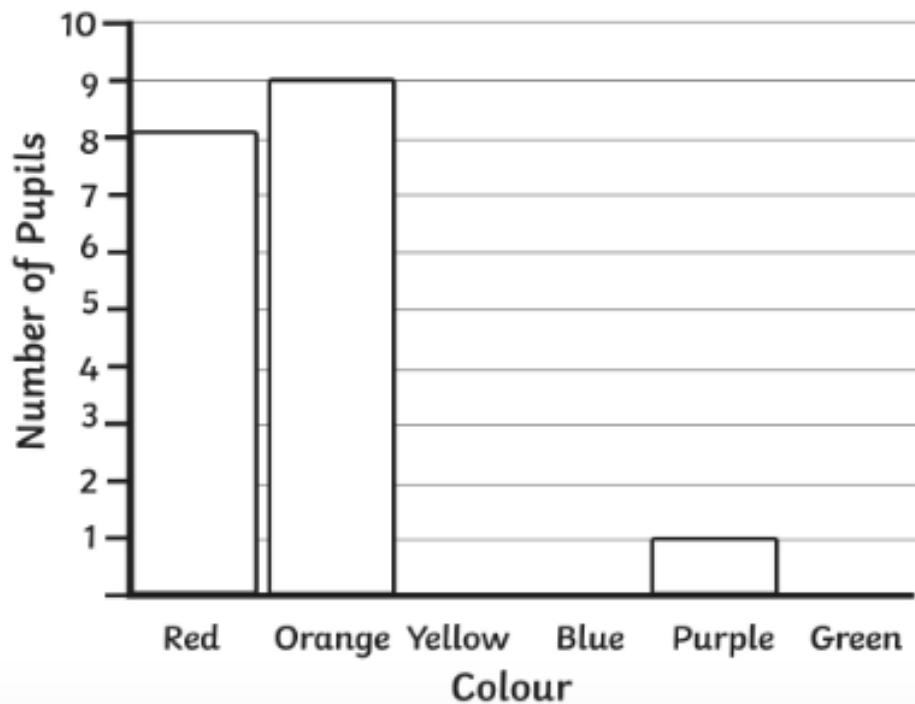
Revision: Tally marks and Bar Graphs

Here is a tally chart of what the favourite colour of pupils in a class were:

Number of Pupils

Colour	Tally	Number
Red		8
Orange		9
Yellow		5
Blue		2
Purple		1
Green		7

Complete the tally chart and bar charts. Remember to use a ruler!





Now answer these questions:

1. Which colour was the second favourite?

2. Which colours have a difference of 1 vote?

3. How many more pupils voted for red than they did blue?

4. How many children are in the class?

5. Write the colours in order from favourite to least favourite.

6. Which colours received over 5 votes?

7. Which colour was the least favourite?

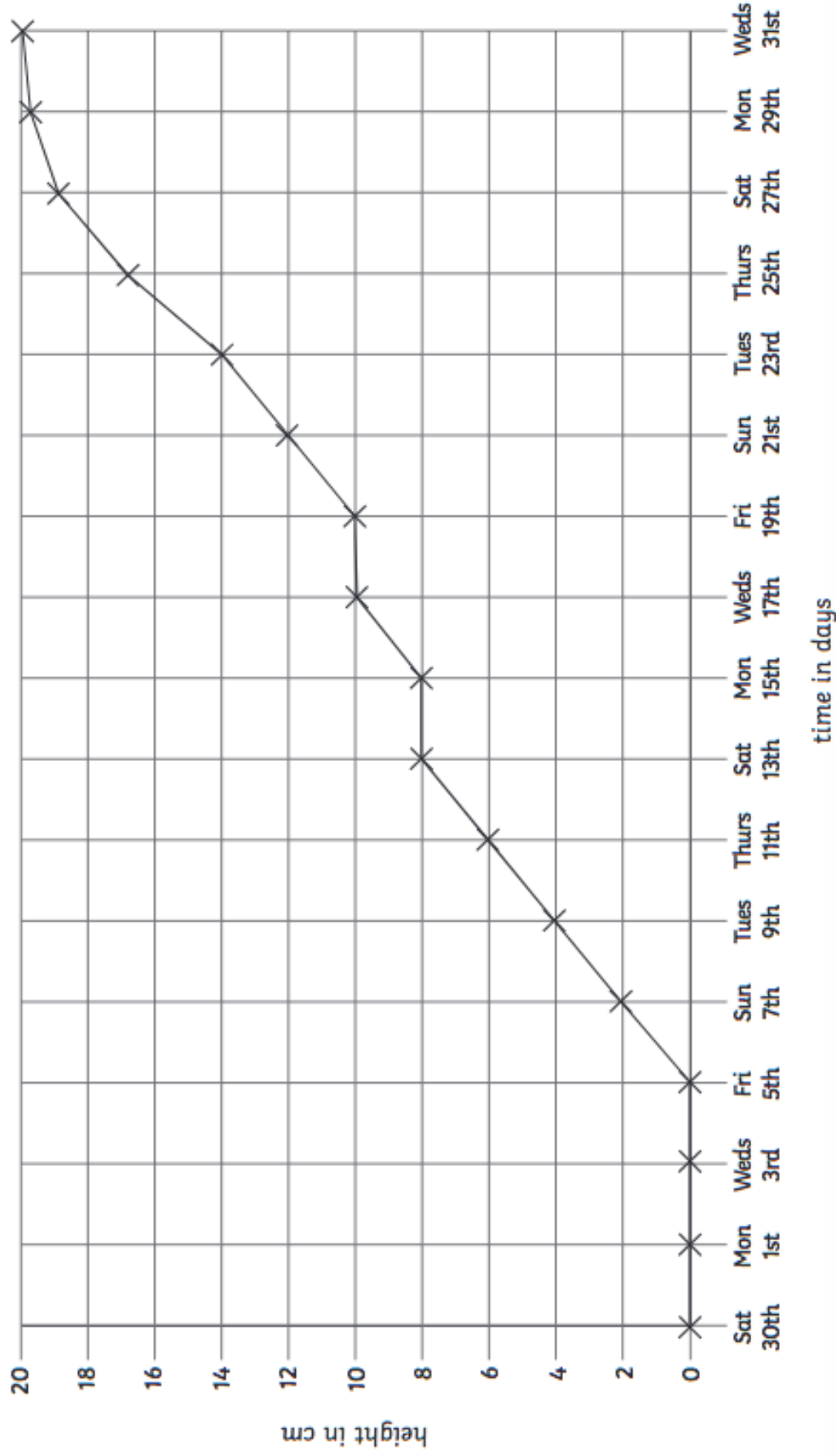
Line Graphs

Video explaining Features of a Line Graph on Seesaw.

Now, look at the line graph below (it is on its side) and answer the questions that follow.

Sunflower Line Graph

Here is a line graph showing a sunflower's growth. It was planted on Saturday 30th July and its height was measured every 2 days.



Now answer these questions. (Remember the scale is going up in TWOS, so think carefully):

1. What is the height of the plant on these days: a) Wednesday 3rd
b) Thursday 11th
c) Friday 19th
d) Thursday 25th
e) Wednesday 31st?
2. How many days did the plant take to grow 8cm?
3. On what day was the plant 14cm tall?
4. What is the height difference between Wednesday 17th and Tuesday 23rd? *(Do not add the two amounts together! Take the smallest height away from the largest to find the difference)!*
5. Why do you think there is no measurement in the first week? *(Think about how fast plants grow).*

Daily 10

<https://www.topmarks.co.uk/maths-games/daily10>

Have a go at 10 questions each day.

Choose your own level (**MILD Level 2**, **HOT Level 3**, **SPICY Level 4**, **EXTRA SPICY Level 5-6**), then choose multiplication and select your challenge.

Health and Wellbeing:

PE

Joe Wicks

Another of Joe Wicks PE at home sessions. Follow the link below:

<https://www.youtube.com/user/thebodycoach1>