

Friday 29th January 2021

All activities have been uploaded to Seesaw.

Literacy:

I See, I think, I Wonder

Write what you see, what you think and what you wonder about this image:



Reading

Click the link and read along with "Mr Men in Scotland" by Roger Hargreaves:

<https://www.youtube.com/watch?v=-UnSKPDZqLw&t>

Answer the following questions **in full sentences**.

1. What event was Mr Strong going to compete in?
2. Why do you think Mr Strong found it hard to pack his caber? (*a caber is a long wooden tree trunk*).
3. On their way to Edinburgh what bridge did they cross? How did this bridge get its name?
4. Why did Mr Clever think it was going to be a long day with Little Miss Curious?
5. Do you think the Kelvingrove Art Gallery was the best place to visit Glasgow? If you think no, then




where would have been better? Give a reason for your answer.

6. What did Mr Nonsense think a haggis was?
7. Where was the last place they visited before the Highland games?
8. Why do you think Mr Quiet was not impressed by the bagpipes?
9. Name 3 things to see at the Highland games.
10. Mr Noisy bought bagpipes as a souvenir. What would you buy to remind someone of Scotland and why?

Cause and Effect

Video explaining Cause and Effect on Seesaw.

After watching the video explanation, complete the following activity:

Cause (if...)	Effect (then...)
The Girl's shoe is untied. 	
It starts to rain. 	
	The ice cream melted. 

Now Match up the Causes (left hand side) to the Effects (right hand side) below:

Cause and Effect

- | | |
|--|-------------------------------------|
| 1. Her handwriting was messy. | I checked out a new book. |
| 2. He missed the bus this morning. | He sharpened it. |
| 3. His pencil broke. | I was tired the next day. |
| 4. I studied every night for my spelling test. | The teacher couldn't read her work. |
| 5. There was a lot of snow outside. | He became my friend. |
| 6. I spent the night at my friend's house. | He was late to school. |
| 7. I returned my library book. | I went sledding. |
| 8. It was her birthday. | Her mom made a cake. |
| 9. His shoe was untied. | I got a 100%. |
| 10. I asked him to play with me. | He tripped when he was walking. |



Numeracy:

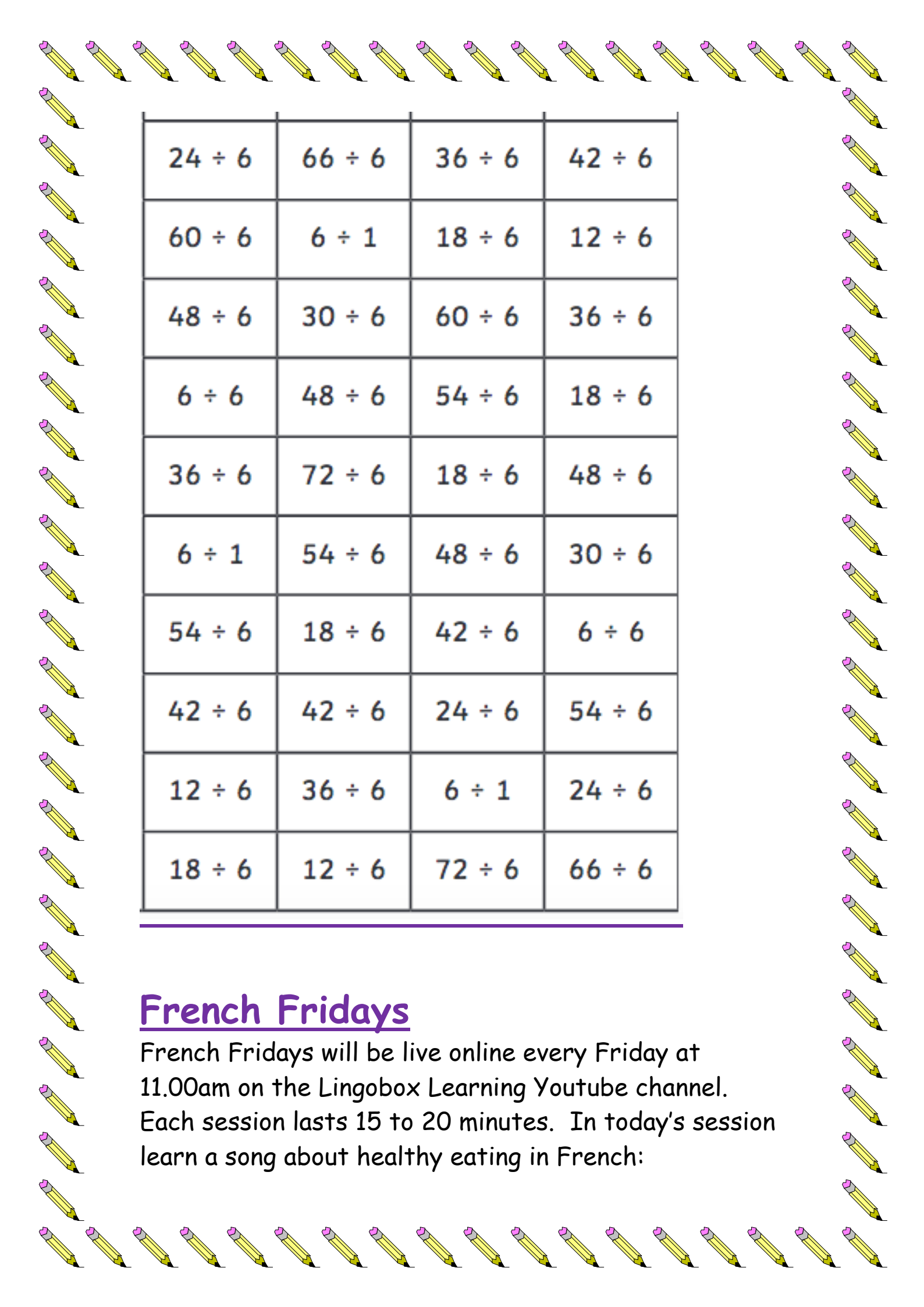
Division by 3 and 6

Video explaining Division on Seesaw.

Now that we have practised our times tables, we are going to look at division.

Complete the questions below, using the strategies in the video to help if you need to.

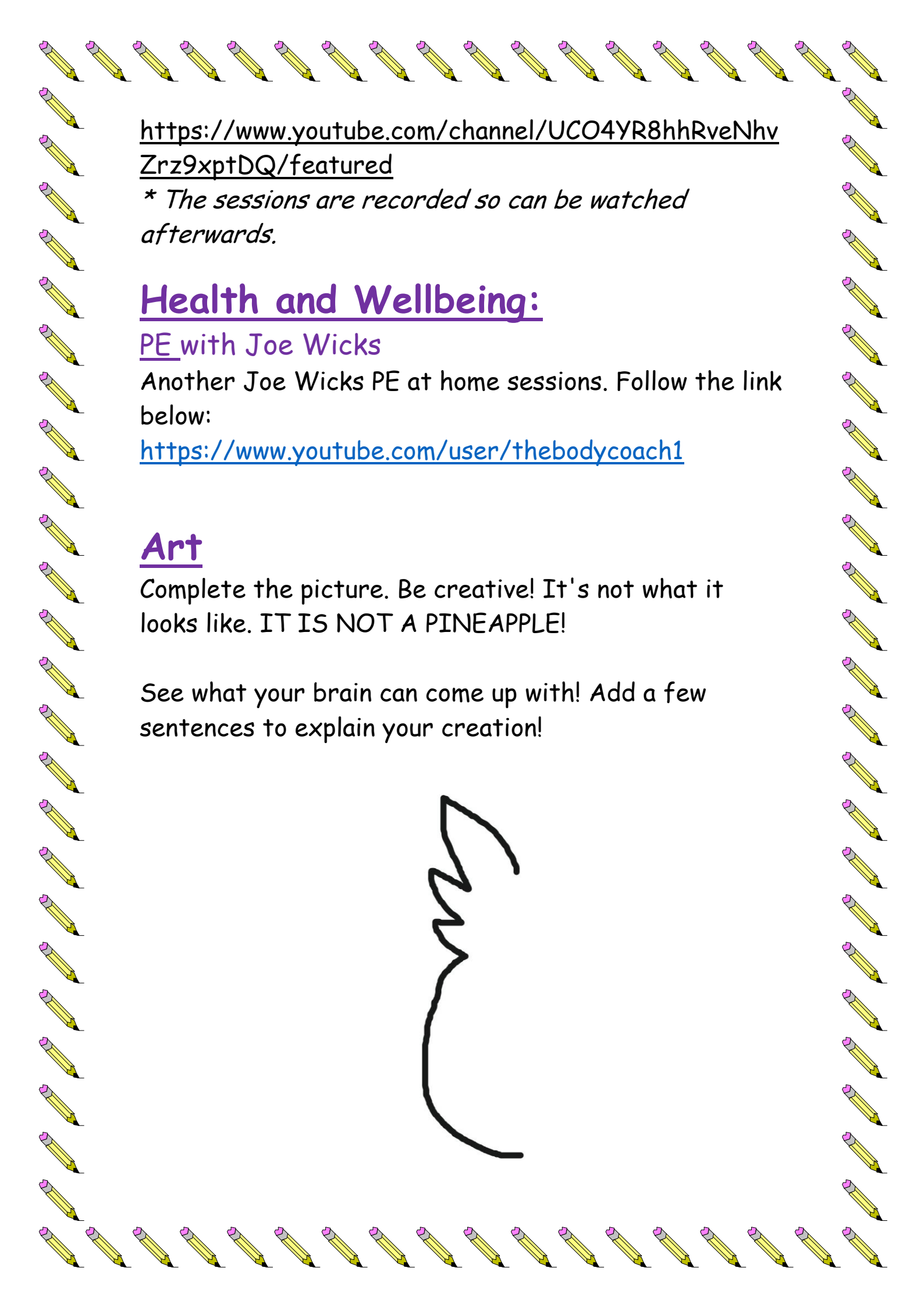
$12 \div 3$	$33 \div 3$	$18 \div 3$	$21 \div 3$
$30 \div 3$	$3 \div 3$	$9 \div 3$	$6 \div 3$
$24 \div 3$	$15 \div 3$	$30 \div 3$	$18 \div 3$
$3 \div 0$	$24 \div 3$	$27 \div 3$	$9 \div 3$
$18 \div 3$	$36 \div 3$	$6 \div 3$	$24 \div 3$
$3 \div 3$	$27 \div 3$	$24 \div 3$	$15 \div 3$
$27 \div 3$	$9 \div 3$	$21 \div 3$	$3 \div 3$
$21 \div 3$	$21 \div 3$	$12 \div 3$	$27 \div 3$
$6 \div 3$	$18 \div 3$	$3 \div 3$	$12 \div 3$
$9 \div 3$	$6 \div 3$	$36 \div 3$	$33 \div 3$



$24 \div 6$	$66 \div 6$	$36 \div 6$	$42 \div 6$
$60 \div 6$	$6 \div 1$	$18 \div 6$	$12 \div 6$
$48 \div 6$	$30 \div 6$	$60 \div 6$	$36 \div 6$
$6 \div 6$	$48 \div 6$	$54 \div 6$	$18 \div 6$
$36 \div 6$	$72 \div 6$	$18 \div 6$	$48 \div 6$
$6 \div 1$	$54 \div 6$	$48 \div 6$	$30 \div 6$
$54 \div 6$	$18 \div 6$	$42 \div 6$	$6 \div 6$
$42 \div 6$	$42 \div 6$	$24 \div 6$	$54 \div 6$
$12 \div 6$	$36 \div 6$	$6 \div 1$	$24 \div 6$
$18 \div 6$	$12 \div 6$	$72 \div 6$	$66 \div 6$

French Fridays

French Fridays will be live online every Friday at 11.00am on the Lingobox Learning Youtube channel. Each session lasts 15 to 20 minutes. In today's session learn a song about healthy eating in French:



<https://www.youtube.com/channel/UCO4YR8hhRveNhvZrz9xptDQ/featured>

** The sessions are recorded so can be watched afterwards.*

Health and Wellbeing:

PE with Joe Wicks

Another Joe Wicks PE at home sessions. Follow the link below:

<https://www.youtube.com/user/thebodycoach1>

Art

Complete the picture. Be creative! It's not what it looks like. IT IS NOT A PINEAPPLE!

See what your brain can come up with! Add a few sentences to explain your creation!

