

P4 Week of 01.03.21

We are continuing to follow our planned Religious and Moral Education Programme. We are now learning about the Christian Festival of Easter.

Lesson 1: Palm Sunday and how it is celebrated

Palm Sunday is the first day of Holy Week. It celebrates the story of Jesus' triumphal entry into Jerusalem, where people spread palm branches and clothing before Him.









Why is Palm Sunday Important to People Who Follow the Christian Faith?

- Palm Sunday marks the start of holy week for Christians. This is the week leading up to Easter, Jesus' last week on Earth.
- Christians feel happy because they are praising Jesus but also sad because they know it was only one week later that Jesus died.
- Traditionally, in churches on Palm Sunday, people are given a cross made from a single palm leaf.



P4 Week of 01.03.21

Try to make a Palm cross.

	<p><u>You will need:</u> 1 A4 sheet of thin yellow card, (this will make 7 palm crosses), ruler, pencil, a pair of scissors. Cut the card into strips 1.5cms wide and 29.6cms long. You will need 2 of these strips for each palm cross.</p>
	<p>To make the crossbeam of the palm cross: On one of the strips mark from the left 2cms, 4cms, 10cms and 20cms. Fold neatly from the right along the 20cm line and then the 10cm line.</p>
	<p>Turn the piece of card over and fold forward along the 2cm line and then the 4cm line. This makes the centre of the crossbeam. Flatten.</p>
	<p>To make the cross: Now take the other strip of card and insert one end under the top layer only of the centre of the crossbeam. Do not go all the way through.</p>
	<p>Fold the long piece of card behind the crossbeam and then thread it up in front of it and through under the top layer of the centre of the crossbeam. Pull this through and flatten it.</p>
	<p>Finally thread the long piece of card back under the centre of the crossbeam stopping when a cross shape is made.</p>