

P5a Home Learning

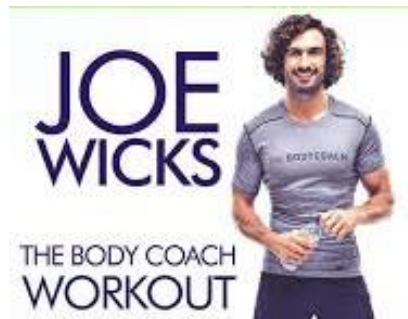
Monday 22nd February 2021

Health and Wellbeing:


Monday Movement with Joe Wicks live on his YouTube channel 9.00am - 9.20am. Enjoy!

Follow the link:

<https://www.youtube.com/channel/UCAxWIXTOiEJo0TYIRfn6rYQ>



“More Children, More Active, More Often”
John Kynaston



Please join our class Teams Meeting 9.30 – 10.00
for our class wellbeing check-in 😊

Literacy: LI: I am learning to **spell** common words.





Brain Boxes	Genius Gems	Super Stars	Master Minds
belong	yes	hear	land
safe	clear	stop	different
soldiers	equation	without	home
guess	yet	second	us
silent	government	later	move
trade	filled	miss	try
rather	heat	idea	kind
compare	full	enough	hand
crowd	hot	eat	picture
poem	check	face	again

Spelling: Write words 3 times as you do in your jotters –
SACAWAC (Say and Cover and Write and Check!).

Spelling Strategy: *Code words*

Create a code for each letter of the alphabet.

For example:

a =  b =  c =  d = 

Then, write your spelling words in code. You must write your spelling word next to your code word! 😊

Writing: L1: I am learning to write a setting.

SETTING
The PLACE, TIME, and ENVIRONMENT of a story.

Place (Where?)	Time (When?)	Environment (What?)
<ul style="list-style-type: none">• home• store• jungle• on a boat	<ul style="list-style-type: none">• morning• summer• 1998• last night	<ul style="list-style-type: none">• cold• dark• stormy• rainy• cloudy

- The setting affects what happens in the story.
- The setting can change.
- Characters react to the setting.

Look for clues in WORDS and PICTURES.

Please listen to my direct teaching point on Seesaw and then complete the following work:

Starter:

We have been learning about 'wow' words to describe settings. What 'wow' adjectives can you think of to describe this setting?



Now compare your adjectives to the word bank words and check if you have any of the wow adjectives to describe this setting!

(We want to make our writing really interesting!).

Today, we are going to describe a setting using our 5 senses! Please complete the worksheet on Seesaw 😊

Please include the features we have been learning to write an interesting description of this setting on your senses grid:

- *Openers
- *Adjectives
- *Adverbs

Openers, Adjectives and Adverbs word mats are on Seesaw!

<p>Mild</p> 	<p>Spicy</p> 	<p>Hot</p> 
<p>For each sense, please include at least:</p> <p>1 wow adjectives</p> <p>1 adverb</p> <p>1 sentence opener</p>	<p>For each sense, please include at least:</p> <p>2 wow adjectives</p> <p>2 adverbs</p> <p>2 sentence openers</p>	<p>For each sense, please include at least:</p> <p>5 wow adjectives</p> <p>3 adverbs</p> <p>3 sentence openers</p>

Numeracy:

Top Marks Daily 10 to practise your 6, 7 and 8 times tables.

Follow this link: <https://www.topmarks.co.uk/maths-games/daily10>

Hit the Button.

Follow this link: <https://www.topmarks.co.uk/maths-games/hit-the-button>

Sumdog – I will open the houses today before 3pm 😊.

Choose Mild, Spicy or Hot questions - or challenge yourself to all below.



Who is the imposter?



Mild



Find the imposter
(incorrect answer).

Explain why!

a) $6 \times 6 = 36$

b) $7 \times 2 = 14$

c) $4 \times 9 = 32$

d) $5 \times 11 = 55$

Spicy



Find the imposter
(incorrect answer).

Explain why!

a) $7 \times 12 = 84$

b) $8 \times 11 = 88$

c) $9 \times 9 = 90$

d) $11 \times 11 = 121$

Hot



Find the imposter
(incorrect answer).

Explain why!

a) $70 \times 11 = 770$

b) $60 \times 12 = 620$

c) $50 \times 11 = 550$

d) $40 \times 12 = 480$

L1: I am learning to multiply decimals.

Multiplying Decimals

1. Multiply like whole numbers.
2. Count decimal places in the problem.
3. Put the same number of places behind the decimal in the product.

$$\begin{array}{r} 2.34 \\ \times 1.2 \\ \hline 2.808 \end{array}$$

2 decimal places
+ 1 decimal place
3 decimal places

Please listen to my direct teaching point on Seesaw and then complete the multiplying decimals worksheet! 😊

HWB/Expressive Arts:

Dance with Glasgow's Active Schools Dance Co-ordinators.



Scan the QR code to:

Stretch and Warm Up:



Dance:



Enjoy and please send me your videos! 😊

Topic: LI: I am learning to compare countries.



Research famous landmarks in Scotland and Pakistan.

Complete the worksheet on Seesaw:

Name the Landmarks and draw pictures.

Remember the art shading technique lessons 😊

STEM Challenge: Can you design and construct the Landmarks?
(e.g. using Lego, Playdoh, straws).



