

P5a Home Learning

Monday 22nd March 2021

Health and Wellbeing:

Monday Mindfulness and Movement on Go Noodle:

Scan the QR Code:




Or follow the link:

<https://www.youtube.com/channel/UC2YBT7HYqCbbvzu3kKZ3wnw>

GoNoodle

"More Children, More Active, More Often"

John Kynaston



Please join our class Teams Meeting at 9.30 for our class wellbeing check-in and Literacy direct teaching then 12.30 for

Numeracy direct teaching 😊.

Literacy: LI: I am learning to spell common words.





Brain Boxes	Genius Gems	Super Stars	Master Minds
blood	can't	body	high
lie	matter	music	every
spot	square	colour	near
bell	syllables	stand	add
fun	perhaps	sun	food
loud	bill	questions	between
consider	felt	fish	own
suggested	suddenly	area	below
thin	test	mark	country
position	direction	dog	plants

Spelling: Write words 3 times as you do in your jotters –
SACAWAC (Say and Cover and Write and Check!).

Spelling Strategy: *Code words*

Create a code for each letter of the alphabet.

For example:

a =  b =  c =  d = 

Then, write your spelling words in code. You must write your spelling word next to your code word! Happy coding 😊.

Writing: LI: I am learning about setting.

Setting

- **SETTING** -- The time and location in which a story takes place is called the setting.

Examples:

- a) **Place** - geographical location. Where is the action of the story taking place?
- b) **Time** - When is the story taking place?
- c) **Weather Conditions** - Is it rainy, sunny, stormy?
- d) **Social Conditions** - What is the daily life of the characters like?
- e) **Mood or Atmosphere** - What feeling is created at the beginning of the story? Is it bright and cheerful or dark and frightening?

Please join Teams for our Literacy direct teaching at 9.30am.

Starter:

We have been learning about 'wow' words to describe settings. What 'wow' adjectives can you think of to describe this setting?

Challenge: Can you include adverbs to describe this setting?



Now compare your adjectives and adverbs to the word bank words and check if you have any of the wow adjectives or adverbs to describe this setting!

(We want to make our writing really interesting!).



On Teams, I will read a chapter from Matilda about her visit to the library. Today, you are going to write a paragraph describing a setting from Matilda by Roald Dahl using our 5 senses!

Please include the features we have been learning to write an interesting description of this setting in your worksheets:

- *Openers
- *Wow Adjectives
- *Adverbs
- *Connectives
- *Alliteration

Openers, Adjectives and Adverbs word mats are on Seesaw!

Mild



Worksheet with word mats and starters to help you describe the Library.

Spicy



Worksheet with an example of a description to help you describe the Library.

Hot



Worksheet with a detailed description example to help you describe the Library in detail.

Numeracy:

Top Marks Daily 10 to practise your 6, 7 and 8 times tables.

Follow this link: <https://www.topmarks.co.uk/maths-games/daily10>

Hit the Button.

Follow this link: <https://www.topmarks.co.uk/maths-games/hit-the-button>

Sumdog – I will open the houses today before 3pm 😊.

Choose Mild, Spicy or Hot questions - or challenge yourself to all below.



Who is the imposter?



Mild



Find the imposter
(incorrect answer).

Explain why!

a) $6 \times 8 = 36$

b) $7 \times 3 = 21$

c) $4 \times 5 = 20$

d) $5 \times 9 = 45$

Spicy



Find the imposter
(incorrect answer).

Explain why!

a) $7 \times 11 = 77$

b) $8 \times 10 = 80$

c) $9 \times 9 = 81$

d) $11 \times 11 = 124$

Hot



Find the imposter
(incorrect answer).

Explain why!

a) $70 \times 11 = 770$

b) $60 \times 12 = 620$

c) $50 \times 11 = 550$

d) $40 \times 12 = 480$

LI: I am learning to divide.

Please join Teams for our Numeracy direct teaching at 12.30pm.
We have been learning about inverse operations in school.

MULTIPLICATION AND DIVISION

$2 \times 5 = 10$
 $5 \times 2 = 10$
 $10 \div 5 = 2$
 $10 \div 2 = 5$

Did you know that division is the **inverse (opposite)** of multiplication?

→

Mild Dividing by 2 (remember dividing by 2 = half).

Spicy Dividing by different numbers (think of times tables).

Hot Dividing by different numbers with remainders.

HWB/Expressive Arts:

Dance with Glasgow's Active Schools Dance Co-ordinators.



Scan the QR code to:

Stretch and Warm Up:



https://www.youtube.com/watch?v=pbXaitTy2_Q

Dance:



<https://www.youtube.com/watch?v=rAuMkSPkdIO>

Online Safety:

L1: I am learning the importance of staying safe online.

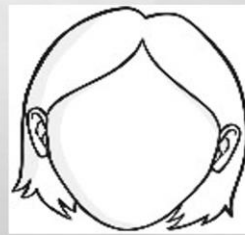

Task 1: Create a male and female character profile.

Decorate the masks into the person you want to create.

I have uploaded the templates to Seesaw.

TASK 1. CREATING A CHARACTER

- NAME:
- AGE:
- JOB:
- FAVOURITE THINGS:
- WHAT ARE THEY SCARED OF?
- WHERE DO THEY LIVE?



Task 2: Pretend you are a character you have created and tell someone in your family all about you – in role!

What message does this give you?



Some people aren't who they say they are.

Creativity Toy Box:

L1: I am learning to create my own game.

CREATIVITY PORTAL



TOY BOX

Show off your creative skills, P5a by creating your very own version of Rock, Paper, Scissors 😊.

Scan this QR Code:



Or follow this link:

https://www.youtube.com/watch?v=oklKLOdq_IA&list=PLcD2TdZ4bXSnDF_-wQ8mO6udBhzH-NqKO

CREATE

CREATIVITY AND EXPRESSIVE ARTS TRANSFORMING EDUCATION

Please upload a video of your creative game! We will then play your different versions on Teams tomorrow morning.



Dynamic Earth are working with Planetarium sponsors @LeidosInc to bring you loads of awesome activities that they are involved in. Check out the 'Latest' tab on the Dynamic Earth online website:

<https://www.dynamicearthonline.co.uk/> to find out more!

Monday – Today, meet some of the Leidos researchers and experts and learn more about the different STEM careers you could have! 🤖

Would you like one of the STEM careers?
Let me know on Seesaw. Enjoy everyone!

