

# P5a Home Learning

Thursday 25th March 2021

**Literacy:** Spelling – Revise weekly common words.

**SACAWAC.**

Spelling Strategy: *Pyramid Writing*.

## Pyramid Writing

Write each of your words  
like a pyramid:



s  
so  
som  
some

**L1:** I am learning about setting.

Please join Teams at 9,30am for Literacy direct teaching.

**Starter:**

Watch the following video all about Summer 😊.

Look at all the different settings in the video and write down your favourite setting! (My favourite is the beach).

Scan the QR Code:



Or follow this link:

[https://www.youtube.com/watch?v=wI2ZbGBWZ\\_k](https://www.youtube.com/watch?v=wI2ZbGBWZ_k)

Thursday thoughts:




Remember, settings need to be described in detail so that the reader can picture the place clearly in their mind.

You are now going to focus on your favourite setting from the video.

1. Draw your favourite setting on a piece of A4 paper. You can choose portrait or landscape.
2. Around your picture, write at least 5 wow words and phrases that link to your setting.
3. Write down your 5 senses – what can you see, hear, touch, smell and taste there?

Now, write up your setting description in full, punctuated sentences please.


Your setting description must include:

<u>Mild</u> 	<u>Spicy and Hot</u>  
5 senses Paragraphs Wow words Alliteration	5 senses Paragraphs Wow words Alliteration Similes Adverbs

Please remember to use the word mats and VCOP pyramids on Seesaw to help you! 😊.

## Reading:

Please choose a reading book of your choice (or an eBook) and choose some activities from this grid:

<p>Personal Reading Task Board</p>  <p><b>DEAR Time</b></p>	<p><b>Instructions</b> Choose 1 or 2 of these tasks to complete for your personal reading follow up task today. You can complete on paper, in a jotter or in a Google Doc to share.</p>	<p><b>1. Summary</b> Write a summary of your book or from a chapter in your book. Remember... S – short U – Use own words M – Main points only</p>	<p><b>2. Dictionary Detectives!</b> Write down any unknown words and use a dictionary to clarify what they mean. Write down their meaning to create your own dictionary.</p>
<p><b>3. Character Profile</b> Draw a picture of your favourite character in the story. Write a description of who they are and what they are like. Remember to write in sentences and use lots of adjectives and descriptive phrases!</p>	<p><b>4. Questioning</b> Write down 5 questions you would ask someone to find out if they had read this book/chapter carefully.</p>	<p><b>5. Synonyms and Antonyms challenge</b> Choose 3 adjectives from the text and write them down. Can you think of 3 synonyms and 3 antonyms for each word? You can use a thesaurus to help if you like.</p>	<p><b>6. Book Poster</b> Design a book poster to persuade others to read your book. Remember to make it attractive to the reader and make sure you include the title and the author!</p>
<p><b>7. Character Diary Entry</b> Pretend you are one of the characters in your book and write a diary entry for one day in the story. Remember we did this for Kensuke's Kingdom. Don't forget to write in sentences!</p>	<p><b>8. Persuasive Paragraph</b> Write a paragraph to convince someone to read your book. Remember to write in sentences and use persuasive language. Examples: I strongly feel..., In addition..., Firstly..., Secondly..., Moreover..., In conclusion...</p>	<p><b>9. Letter to Author</b> Write a letter to the author of your book. Explain to them what you did and didn't like about their book.</p>	<p><b>10. Design a New Front Cover</b> Design a new front cover for your book. Don't forget to include the title, author and an illustration. On the back of your paper you could also include a blurb. Don't forget to make it attractive to the reader!</p>
<p><b>11. Setting</b> Draw a large picture of one of the settings used in the book. Label everything in the picture using words and phrases from the book.</p>	<p><b>12. Predicting</b> Write down what you already know about the book. Then write down your predictions for the next chapter/end of the book. Remember to write in sentences!</p>	<p><b>13. Book Review</b> Create a book review for your book. What is the title? Who is the author? Would you recommend it to others? Why? What is your favourite/least favourite part? Why? Who is your favourite/least favourite character? You could create a slide show for your book review if you like.</p>	<p><b>14. Timeline</b> Create a timeline of all the important events in the chapter/book.</p>

**Numeracy:** Top Marks Daily 10 to practise 8 and 9 times tables.

Follow this link: <https://www.topmarks.co.uk/maths-games/daily10>

Try and reduce your time to become faster at answering!

You can also use the website Maths Bot for more of a challenge - there are a wide range of activities to improve your maths skills.

<https://mathsbot.com/questions/WB>

Sumdog - I will open the houses before 3pm!

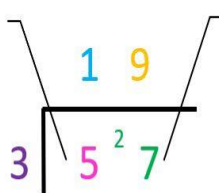
LI: I am learning to divide.

Please join Teams at 12.30 for Numeracy direct teaching.






$$57 \div 3 = 19$$

How many times does 3 go into 5?  
It goes into 5 **once** and has a remainder of 2.



How many times does 3 go into 27?  
It goes into 27 **nine** times and has no remainder.

$$\begin{array}{r} 15.8 \\ 5 \overline{) 729.40} \end{array}$$

Mild 	Spicy 	Hot 
Bus stop method — no remainder.	Bus stop method — no remainder. Extension questions with remainders.	Bus stop method — with remainder. Extension questions dividing by 2-digit numbers.



## Health and Wellbeing: Rights and Responsibilities.

L1: I am learning to identify how our Responsibilities link to our Rights.

Read the Rights cards on Seesaw. Choose a Right and think of a Responsibility which would link to that Right.

Create a poster with your chosen Right and Responsibility that you have to yourself and others. For example,

I have the **Right** to be safe.

I have the **Responsibility** to not hurt others.



**Topical Science:** Watch Newsround.

Can you summarise what is happening in the world today?

You could summarise in bullet points, as a recount in paragraphs or send me your summary as a voice recording!

You could even create a poem about a topical issue you noticed on Newsround. You choose! Follow this link:

[https://www.bbc.co.uk/newsround/news/watch\\_newsround](https://www.bbc.co.uk/newsround/news/watch_newsround)





Dynamic Earth are working with Planetarium sponsors @LeidosInc to bring you loads of awesome activities that they are involved in. Check out the 'Latest' tab on the Dynamic Earth online website:

<https://www.dynamicearthonline.co.uk/> to find out more!

**Thursday** – Investigate the craters, planes and spacecrafts on our closest neighbour by doing the Google Moon treasure hunt! ☺



Creativity Toy Box:

L1: I am learning to create my own game.

**CREATIVITY**   
**PORTAL**

**TOY BOX**

Today, create your very own sport or game! 😊.

Scan this QR Code:



Or follow this link:

[https://www.youtube.com/watch?v=F\\_KA8EinuXs&list=PLcD2TdZ4+bXSndF\\_-wQ8mO6udBhzH-NqKO&index=3](https://www.youtube.com/watch?v=F_KA8EinuXs&list=PLcD2TdZ4+bXSndF_-wQ8mO6udBhzH-NqKO&index=3)

**CREATE**

CREATIVITY AND EXPRESSIVE ARTS TRANSFORMING EDUCATION

Please upload instructions of your sport or game! We will then share them on Teams tomorrow and once we are back in school, we will play some of them (if they are non-contact sports or games).