

P5a's Home Learning

Tuesday 23rd February

Literacy: Handwriting

L.I: To practise basic handwriting joins.

Pick 5 words from your spelling words and write them out 4 times. Practise your best **joined** handwriting and circle the word that you have formed the best just like we do in class!

Remember to write them in your jotter and upload a picture to

Seesaw.

Grammar: Connectives

L.I: To use a variety of connectives to join two sentences

Task 1: **Please listen to my recorded lesson posted on Seesaw!**

Task 2: Complete the worksheet attached.

L.I I can use a variety of connectives.

when	as well as	because	while	however
also	besides	despite	after	although

James can't go to the party he's not well.
Fiona would have done her homework she left it at school.
Ross still didn't feel well taking his medicine.
I think Lucy took her lunchbox with her to school I can't be sure.
Callum seemed happy I saw him this morning.
I went shopping swimming today.
Dry the dishes washing them up please.
She played football I was at my dancing lesson.
For lunch, I'd like a sandwich and an apple.
Jamie couldn't afford a ticket to the concert he doesn't like loud music anyway.

Mathematics: Angles and Symmetry

L1 To use knowledge of angles to calculate missing angles.


Task 1: Please listen to my recorded lesson posted on Seesaw!


Task 2: Complete the worksheet attached


P5 Complementary angles


Complementary Angles


Find the missing angles.

Example:  The missing angle is: $90 - 12 = 78^\circ$

1.  The missing angle is:


2.  The missing angle is:


3.  The missing angle is:


4.  The missing angle is:


P5 Complementary angles


Complementary Angles


5.  The missing angle is:

6.  The missing angle is:

7.  The missing angle is:

8.  The missing angle is:

9.  The missing angle is:

10.  The missing angle is:

Religious Education:

L1: We are learning about World Thinking Day 

Please read through the slides and make up your own 'positive thought' quote. Write it in bright colours on paper and share to see saw.

You can find the slides on the school app and website.