

P5b's Home Learning

Monday 1st March 2021

Please email me at gw20naeemhumira@glow.ea.glasgow.sch.uk with any questions that you may have about your tasks. I would love for you to show me evidence of your great learning also!

WEEK 8



IT'S A NEW MONDAY

- ✓ New Week
- ✓ New Goals
- ✓ New Attitude

Let's Do This!



Health and Wellbeing:

Happy Monday 5b!

Let's move and groove with Joe Wicks this morning. Tune into his YouTube channel from 9.00am – 9.20am.

As always, I will be joining you 5b!

Follow the link: <https://www.youtube.com/user/thebodycoach1>

Why not encourage the rest of your family to join in!

Please don't forget to send pictures or videos of your fantastic effort!

*** Remember we have our wellbeing chat at 9.30am today!

I cannot wait to see you all ***


Today is the 1st day of March and I have a challenge calendar for this month too.

Have you counted your activities from last month?

I wonder how many challenges you will complete in March.

Here is day 1:

Monday 1st March
Pig Day



Find out 5 interesting facts about pigs.

Literacy:

Spelling Words for Week beginning 1st March 2021.

<u>Brain Boxes</u>	<u>Fantastic Foxes</u>	<u>Genius Gems</u>	<u>Super Stars</u>
			
already	fine	field	through
instead	pair	travel	much
phrase	circle	wood	before
soil	include	fire	line
bed	built	upon	right
copy	can't	done	too
free	matter	English	means
hope	square	road	old
spring	syllables	halt	any
case	perhaps	ten	same
laughed	bill	fly	
nation	felt	gave	

- * Please revise spelling words **every day**.
- * Use an online dictionary to check the meaning of any unfamiliar words.
- * Remember the best spellers in Sandwood Primary use SACAWAC.

(Say and Cover and Write and Check your words)

Spelling Activity:

 **Look**

 **Say**

 **Cover**

 **Write**

 **Check**



Spelling Shapes

Count your spelling words. Draw one shape for each word. Now, write a spelling word in each of the shapes.

Example:



Writing:

L1- I am learning to describe a setting.

Please join me in my direct teaching on Seesaw where we will discuss our learning today.

Firstly, we will recap on the important features used to create an effective setting.

I wonder if you can you apply these techniques in your writing today?

Imagine you are the character in this setting. Use techniques (e.g. adjectives, senses, adverbs) in your writing. I wonder if you will use effective openers and create suspense in your setting.

Remember to apply what you have learnt so far to describe the setting.

Are you going to choose Challenge 1 or Challenge 2 today?

I can't wait to see your brilliant work!





**What can you see?
What can you hear?
What can you feel?
What can you smell?**

Imagine you are in this setting. Can you write punctuated sentences describing your senses? Can you include where this place is? Remember to include adjectives in your writing.

LI- I am learning to write descriptive setting.

CHALLENGE
2



In the boxes below write a paragraph about the picture.

What can you see?

.....

.....

.....

.....

.....

.....

.....

.....

.....

.....

.....

.....

.....

.....

.....

.....

.....

.....

.....

.....

.....

.....

What can you hear?

.....

.....

.....

.....

.....

.....

.....

.....

.....

.....

.....

.....

.....

.....

.....

.....

.....

.....

.....

.....

.....

What can you feel?

.....

.....

.....

.....

.....

.....

.....

.....

.....

.....

.....

.....

.....

.....

.....

.....

.....

.....

.....

.....

.....

What can you smell?

.....

.....

.....

.....

.....

.....

.....

.....

.....

.....

.....

.....

.....

.....

.....

.....

.....

.....

.....

.....

.....

Imagine you are in this setting.

Think about the following questions:

- Who can you see and hear? What can you feel? What can you smell?
- What is happening?
- When is this taking place? (time of day, time of year, season, weather)
- Where does the pathway lead to?
- Where is this place?

Write in punctuated sentences. I wonder if you will include effective openers, adjectives, adverbs, and connectives in your paragraphs.

Surprise me with your best effort 5b!

I totally believe in you and know you can do this.

Numeracy:

Continue to develop your mental maths with Top Marks Daily 10.

Choose your own level – Will you go for **Mild**, **Hot**, **Spicy** or **Extra Spicy**?

Mild	Hot	Spicy	Extra Spicy
Level 3	Level 4	Level 5	Level 6

Let's click on **Fractions** today and then you can choose your own challenge.

Follow this link: <https://www.topmarks.co.uk/maths-games/daily10>

I wonder if you could complete the Decimal equivalent activity in this section. **Time yourself.** Let's see who the fastest decimal genius is today!




L1- I am learning to multiply and divide numbers by 10.



Please come and join me in my direct teaching where we will discuss your learning and explore some examples before initiating the task.

Choose **Mild**, **Hot** or **Spicy** questions.

I wonder if anyone can challenge themselves with **all** the questions below.

Mild	Hot	Spicy
		
a) 4×10	a) 36×10	a) 426×10
b) 7×10	b) 89×10	b) 935×10
c) $67 \div 10$	c) $548 \div 10$	c) $3786 \div 10$
d) $93 \div 10$	d) $751 \div 10$	d) $8269 \div 10$

Once you have found your answers to your Chilli Challenge, can you identify the value of the

digits in your answers. I wonder if you could draw a line to label the values.

*I will show you an example on my direct teaching *

Use this Decimal Place Value visual to help you:

Decimal Place Value

what is the value of each digit in the number below?

200	70	3	.	.4	.06	.008
2	7	3	.	4	6	8
Hundreds	Tens	Ones	Decimal place	Tenths	Hundredths	Thousandths

Don't forget to send me photographs of your brilliant work!

CREATE

MUSIC :



Let's join this challenge at home today!

Follow the link:

https://www.youtube.com/watch?v=l_TKRVOiBIM&list=PLeTDqF5J6hxtmskKPIK-KIsLNAPSOLcuu&index=2

Don't forget to post pictures of your excellent effort!

St David's Day

Today is St David's Day.

Come and join me in my powerpoint to explore the importance of this day.

After, complete the 'Saint David' worksheet. This worksheet tells the story of patron saint of Wales. I wonder if you can fill in the missing blanks.

Saint David

David was born in the _____ century on the south-west coast of Wales, near to where the city of St Davids is today. His parents were _____ Sandde and St. Non.

David's teacher was an old monk called _____. Paulinus was blind but when David put his hands on his eyes his _____ returned.

David built a monastery in Glyn Rhosyn, Pembrokeshire. Every day he worked _____. He pulled the plough whilst farming the land where he _____ vegetables. David didn't believe in using an ox to pull the plough.

He had a _____ life. He read the Bible, prayed and helped the _____. He only ate bread and _____, he only drank water. He was called 'Dewi Ddyfrdwr' due to the amount of water he drank.

David preached to a _____ in the village of Llanddewi Brefi. The land rose under his _____ enabling everyone to hear and see him.

He _____ on _____ March. We celebrate St. David's Day every year in _____ of him.

6th	Prince	hard
eyesight	memory	1st
crowd	feet	grew
died	Paulinus	simple
vegetables	poor	



You can rewrite this activity in your home learning jotter or even complete it on Seesaw.

Technology:

Lets try to complete a challenge each day.



Digital Technology Challenges P5-7



CODING	LITERACY	MATHS & NUMERACY	ART AND DESIGN	OTHER
<p>Tynker Get coding on the Tynker website. You can create games, skins, animations and more!</p>	<p>WordArt.com Create beautiful word cloud art about someone or something.</p>	<p>Sumdog Visit 'Sumdog' for lots of fantastic, skill-based activities</p>	<p>FotoFlexer Visit this online drawing editor and photo editor</p>	<p>Chrome Music Lab Experiment with creating your own songs and tunes.</p>
<p>Scratch Get onto Scratch – explore and edit games. What can you make?</p>	<p>Typing Club Learn touch typing skills with this excellent resource.</p>	<p>Microsoft Excel Can you create a table with data and a graph? Access via Microsoft Teams app in GLOW</p>	<p>PhotoPea Similar to Photoshop, but free– want to enhance your skills? This is the place to go!</p>	<p>A Google A Day Can you solve the puzzle using Google?</p>
<p>Code.org Visit code.org. Have a go at the Hour of Code Challenge.</p>	<p>Epic!/Audible Sign up for a free trial of Epic! Books or Audible. Free audio books for a limited time.</p>	<p>Mecabricks Visit this Lego-like website. Use the workshop tab. to build different creations.</p>	<p>Pivot Animator Download a free copy and create your own stick man animation.</p>	<p>Minecraft Download/install Minecraft Education Edition. Take part in some of the challenges.</p>
<p>Kodu Visit this excellent coding website to download software and create your own game.</p>	<p>Microsoft Publisher Create a poster, flyer, newsletter and much more. Access via Microsoft Teams app in GLOW</p>	<p>Top Marks Lots of fantastic games for free.</p>	<p>Poster My Wall Create an amazing poster about any subject.</p>	<p>www.hyperush.com/ Compete against others to type as fast as you can!</p>

Strengths & Challenges

Monday

You are unique and have your own individual strengths! List, draw, or describe at least five of your biggest strengths. Try to think about what you are great at, what you could teach someone else, or what a friend might say about you.

