

Literacy:

D.E.A.R – select a book, magazine, comic or newspaper at home and read for 15 minutes. Why not build a den using pillows and blankets for a cosy read!



Our class is signed up to a reading programme called EPIC. This can be downloaded as an app onto an Android or Apple device. Or you can even access via www.getepic.com/students. Here is what to do:

1 Tap on "ENTER CLASS CODE"

2 Enter class code

Click on your name and enjoy your read. I have assigned a new fiction book for you this week.

Boggle— Choose one Boggle. Will you choose Green or Red today?

Find as many words as you can.

Remember you are only allowed to use letters once unless there are duplicates in the grid.

Spelling Boggle

a	t	i
r	f	e
u	v	o

How many words can you make with these letters?

Spelling Boggle

f	a	y
r	e	m
b	a	r

How many words can you make with these letters?

This is going to be a Chilli Challenge today!

Mild = 3- letter words

Hot = 4-letter words

Spicy = 5-letter words

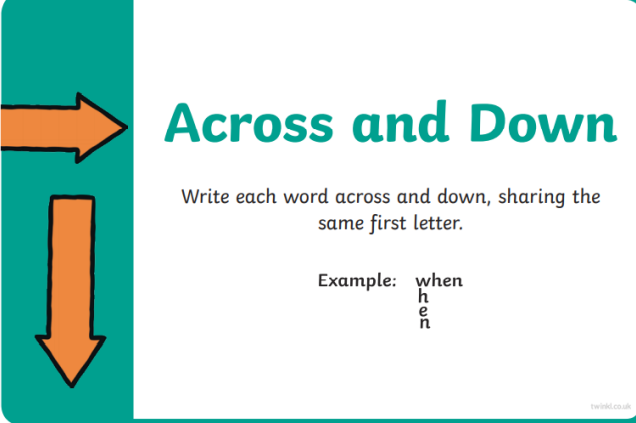
Who is going to try all the challenges today?

I wonder if any genius will find a word more than 5-letters.

Spelling

- * Revise weekly spelling words.
- * Remember to use SACAWAC when practising your Spelling.
(Say and Cover and Write and Check your words)

Spelling Activity:



Across and Down

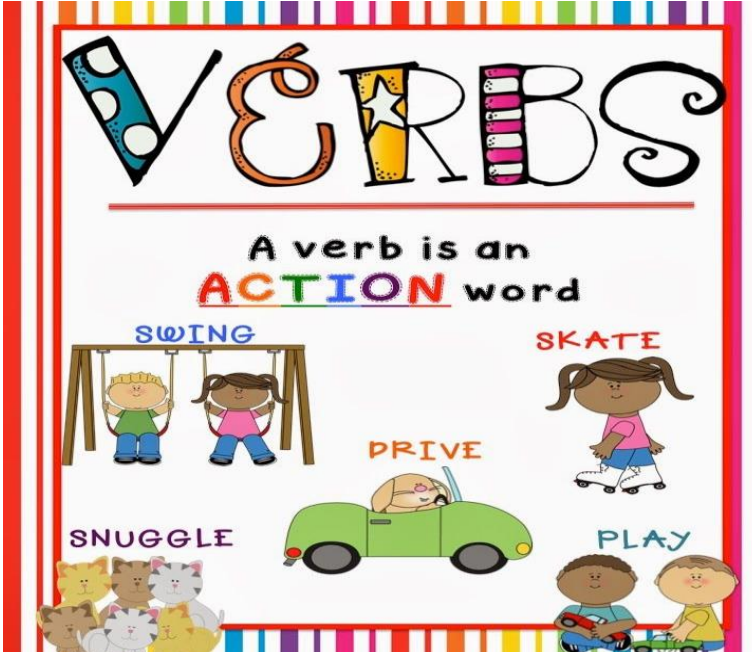
Write each word across and down, sharing the same first letter.

Example: when
 h
 e
 n

Grammar:

L1 – I am learning to identify verbs.

Come and join me in my direct teaching where we will explore verbs in detail.



VERBS

A verb is an **ACTION** word

SWING SKATE
PRIVE
SNUGGLE PLAY

Complete one of the following verb worksheets.
Remember to challenge yourself!

I cannot wait to see your brilliant effort!

Challenge 1

CHALLENGE 1

L1- I am learning to identify verbs.



Using Verbs

Complete these sentences using these verbs.

ate	chased	watched	stopped	got	
ran	read	rode	jump	rained	climbed
flooded	flew	missed	disappeared		

1. The dog _____ the cat.
2. Rana _____ for the bus but she _____ it anyway.
3. Kuba _____ a chocolate ice cream.
4. I _____ a scary film and it made me _____!
5. The lift _____ and a lot of people _____ out on the fifth floor.
6. Kareena _____ her book and then _____ her bike.
7. It _____ so much last night that the garden was _____.
8. It was very late by the time Jack _____ into bed.
9. The bird _____ high in the sky and soon _____ from sight.

Challenge 2

CHALLENGE 2



Please rewrite these sentences in your home learning jotter or even on paper adding the correct adverb to complete the sentence.

Using Verbs

These sentences have some words missing. Choose a suitable verb to complete the sentences.

1. The dog _____ the cat and it _____ up the tree.
2. Rana _____ for the bus but she _____ it anyway.
3. Kuba _____ a chocolate ice cream and his brother _____ a strawberry one.
4. I _____ a scary film and it made me _____!
5. The lift _____ and a lot of people _____ out on the fifth floor.
6. Kareena _____ her book and then _____ her bike.
7. It _____ so much last night that the garden was _____.
8. It was very late by the time Jack _____ into bed.
9. The bird _____ high in the sky and soon _____ from sight.

Challenge 3

CHALLENGE 3



VERBS ARE THE MOST IMPORTANT WORDS OF ALL. EVERY SENTENCE MUST HAVE A VERB IN IT. THE VERB TELLS US ABOUT THE ACTION. THE ACTION WORDS TELL US WHAT IS BEING DONE IN A SENTENCE.

TASK ONE. Remember that verbs are action words.

Copy this list of words into your books and underline the words which are verbs.

Pencil	chair	open
Eat	spade	write
Sit	door	cake
Dig	run	swim
Table	car	hop

TASK TWO. Copy these sentences neatly into your books. Underline the verb in each sentence.

1. The fox ran fast.
2. Cows eat grass.
3. The lady carried her bag.
4. The man hooted his horn.
5. Birds sing in the trees.
6. The flag fluttered in the breeze.
7. I drank the cup of tea.
8. The shark swam under the water.
9. You write with a pencil.
10. The queen sat on the throne.

TASK THREE. Copy these 5 sentences into your books. Where there is a space you must write a verb to make the sentence make sense.

1. At school I ----- on a chair.
2. A gardener can ----- with a spade.
3. My dog Jessie can ----- the door with her paw.
4. I like a sharp pencil when I ----- up my neat work.
5. I'm so hungry. I could just ----- a bar of chocolate.

Numeracy:

Let's warm up our mental maths skills by completing this multiplication grid.

×			7	
6	54			
8		16		
5	45			20
3			21	

L1 – I am learning to multiply decimals.

Come and join me in my direct teaching where we will explore our new learning. We will also work through some examples before you start your 'Multiplying Decimals' activity.

Complete this activity in your home learning jotter, on paper or even on Seesaw if you prefer.

I wonder which challenge you will choose today– **Mild**, **Hot** or **Spicy**?

Remember to choose a challenge that will make you think.

Miss Naeem loves it when you have a growth mindset and give that harder activity a go.



Multiplying Decimals

Answer each of the following questions, remember to show your calculations.

1. 5×0.4

6. 4.7×7

2. 6×0.2

7. 5×3.9

Mild



11×0.7

15×5.3

1.2×14

5.6×98

Hot



Multiplying Decimals

1. Multiply like whole numbers.
2. Count decimal places in the problem.
3. Put the same number of places behind the decimal in the product.

$$\begin{array}{r} 2.34 \\ \times 1.2 \\ \hline 2.808 \end{array}$$

2 decimal places
+ 1 decimal place

3 decimal places

Spicy



LI: I am learning to multiply decimals.

Multiplying Decimals

Name: _____

All the following multiplications have been done for you, except for one vital part of the answer!

For each answer, clearly place the decimal point in the correct position.

1.) $2.4 \times 1.26 = 3024$

2.) $5.7 \times 2.3 = 1311$

3.) $0.3 \times 0.3 = 009$

4.) $4.2 \times 1.37 = 5754$

5.) $0.2 \times 0.3 = 006$

6.) $0.5 \times 0.03 = 0015$

7.) $0.2 \times 0.2 = 004$

8.) $9.73 \times 1.24 = 120652$

9.) $4.2 \times 9.8 = 4116$

10.) $1.2 \times 1.3 = 156$

11.) $8 \times 7.2 = 576$

12.) $145 \times 12.1 = 17545$

Health and Wellbeing:

Let's choose a different activity each day on Thing Link.

Follow this link: <https://www.thinglink.com/card/1316005438709301250>

Please don't forget to upload your fantastic effort!

**GUIDED
RELAXATION**



PUZZLES



**APPS AND
OTHER
RESOURCES**



**HEALTH AND
WELLBEING**

COLOURING



**VISUAL
RELAXATION**



**KEEPING A
+ DIARY +**



Topical Science:

Watch BBC Newsround.

Follow:



https://www.bbc.co.uk/newsround/news/watch_newsround


Can you summarise what is happening in the world today?

Write about your favourite news or can you write 5 sentences about what you have learned in Newsround today. I wonder if you will include connectives in your sentences?


When you finish, why not send me a voice note of you reading out your favourite news or sentences?

I would LOVE to hear!

ART



Drawing using perspective - Train Track and Tunnel



Get a pencil or pencils ready to draw this Train Track Tunnel.

Here is an online tutorial which will take you through step by step on how to draw using one point perspective. Click on the YouTube link:

<https://www.youtube.com/watch?v=R3fRwrZhiMg>

Remember you can pause the video at any time.

Once you have completed your artwork, please don't forget to upload your amazing Train Track Tunnel!

Enjoy!