



# P5b's Home Learning

## Wednesday 3<sup>rd</sup> March 2021

Please email me at [gw20naemhumira@glow.ea.glasgow.sch.uk](mailto:gw20naemhumira@glow.ea.glasgow.sch.uk) with any questions that you may have about your tasks. I would love for you to show me evidence of your great learning also!

### Daily Check In

<p>Today I feel</p> 	<p>I am grateful for ...</p>
<p>because ...</p>	<p>Take a selfie</p> 

I would love to know how you are feeling today!  
Remember to check in on Seesaw.

### Health and Wellbeing:

On Wednesdays,  
We Workout!

Its time for another one of Joe Wicks PE sessions at home.  
Tune into his YouTube channel at 9.00am-9.20am.  
Follow the link: <https://www.youtube.com/user/thebodycoach1>



Why not encourage the rest of your family to join in!

Please don't forget to send pictures or videos of your fantastic effort!



## Handwriting Chilli Challenge.

Which challenge you will choose today?

**MILD** – write two sentences that include your spelling words. Remember to use baseline joins and do not join your break letters.

**HOT** – write four sentences that include your spelling words. Remember to use baseline joins and do not join your break letters.

**SPICY** – write seven sentences that include your spelling words. Remember to use baseline joins and do not join your break letters.

I wonder if you will use openers, adjectives and a range of verbs in your sentences.

### Pobble 365 – Story Starter



The books had minds of their own...

This was no ordinary library.

Lucy loved this place like no other. Reading was the most exciting thing in the world here: everything she read seemed to come alive out of the pages...

\*\*Continue this story about The Greatest Library in your home learning jotter, on paper or even on Seesaw if you prefer. I can't wait to see your excellent stories. I wonder if you will write in paragraphs. \*\*

Come and join me in my direct teaching where we will discuss connectives.

We will use this technique together to extend sentences and I will explain your task in more detail.

<p><b>SUMMARY</b></p> <ul style="list-style-type: none"> <li>• In brief</li> <li>• In conclusion</li> <li>• Overall</li> <li>• To sum up</li> <li>• In short</li> <li>• Throughout</li> <li>• Summarising</li> <li>• In summary</li> <li>• On the whole</li> </ul>	<p><b>CAUSE &amp; EFFECT</b></p> <ul style="list-style-type: none"> <li>• Because</li> <li>• Therefore</li> <li>• Consequently</li> <li>• When</li> <li>• Eventually</li> <li>• As</li> <li>• Accordingly</li> <li>• Consequently</li> <li>• So</li> <li>• Effectively</li> <li>• Thus</li> <li>• As a result</li> <li>• Therefore</li> <li>• Until</li> <li>• Because</li> <li>• Inevitably</li> </ul>	<p><b>COMPARE/CONTRAST</b></p> <ul style="list-style-type: none"> <li>• Compared with</li> <li>• Like</li> <li>• Similarly</li> <li>• In contrast</li> <li>• To balance this</li> <li>• Equally</li> <li>• As with</li> <li>• comparatively</li> </ul>
<p><b>EMPHASISING/ QUALIFYING</b></p> <ul style="list-style-type: none"> <li>• In particular</li> <li>• Certainly</li> <li>• Explicitly</li> <li>• Definitely</li> <li>• Above all</li> <li>• Specifically</li> <li>• In fact</li> <li>• More importantly</li> <li>• As long as</li> <li>• Apart from</li> <li>• Yet</li> <li>• Nevertheless</li> <li>• Although</li> </ul>		<p><b>ADDING</b></p> <ul style="list-style-type: none"> <li>• As well as</li> <li>• Too</li> <li>• Also</li> <li>• And</li> <li>• And then</li> <li>• In addition</li> <li>• Furthermore</li> <li>• What is more</li> </ul>
<p><b>SEQUENCING</b></p> <ul style="list-style-type: none"> <li>• To begin with</li> <li>• In the first place</li> <li>• Firstly/secondly</li> <li>• Lastly</li> <li>• Next</li> <li>• Then</li> <li>• Finally</li> <li>• Eventually</li> <li>• Meanwhile</li> <li>• After</li> </ul>	<p><b>ILLUSTRATING</b></p> <ul style="list-style-type: none"> <li>• For example</li> <li>• For instance</li> <li>• In other words</li> <li>• Such as</li> <li>• In the case of</li> <li>• Take</li> <li>• To show that</li> <li>• This is shown by</li> </ul>	<p><b>CONCLUSION</b></p> <ul style="list-style-type: none"> <li>• Finally</li> <li>• To sum up</li> <li>• To conclude</li> <li>• After all</li> <li>• In the end</li> <li>• Ultimately</li> <li>• In conclusion</li> <li>• To summarise</li> </ul>

**MILD** - write two sentences including a connective in each sentence. Remember your capital letters and full stops.

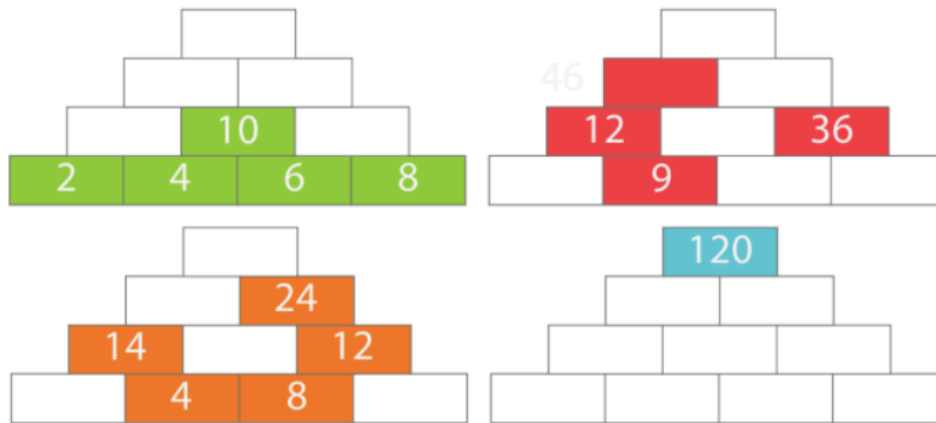
**HOT** - write four sentences that include connectives in each sentence. Can you include adjectives and adverbs in your sentences also? Remember your capital letters and full stops.

**SPICY** - write six sentences that include connectives. Could you include adjectives, similes and a personification in your sentence. Sentences must be punctuated.

## Numeracy:

### Morning starter: Build the pyramids

Fill the gaps in these addition pyramids



L1 – I am learning to add decimals.

Come and join me in my direct teaching where we will discuss this learning. We will also work through some examples before you start your 'Ordering Decimals' activity.

Complete this activity in your home learning jotter, on paper or even on Seesaw if you prefer.

I wonder which challenge you will choose today- **Mild**, **Hot** or **Spicy**?

Choose a challenge that makes you think very hard!

Miss Naeem loves a trier!



Mild



## Addition of whole numbers and decimals

$$\begin{array}{r} 3.6 \\ + 2.3 \\ \hline \\ \hline \end{array}$$

$$\begin{array}{r} 8.9 \\ + 7.4 \\ \hline \\ \hline \end{array}$$

$$\begin{array}{r} 2.4 \\ + 1.7 \\ \hline \\ \hline \end{array}$$

$$\begin{array}{r} 6.0 \\ + 9.2 \\ \hline \\ \hline \end{array}$$

$$\begin{array}{r} 0.6 \\ + 2.5 \\ \hline \\ \hline \end{array}$$

$$\begin{array}{r} 7.1 \\ + 9.9 \\ \hline \\ \hline \end{array}$$

$$\begin{array}{r} 2.1 \\ + 4.9 \\ \hline \\ \hline \end{array}$$

$$\begin{array}{r} 5.4 \\ + 9.3 \\ \hline \\ \hline \end{array}$$

$$\begin{array}{r} 4.4 \\ + 7.3 \\ \hline \\ \hline \end{array}$$

Hot



## Addition of whole numbers and decimals

$$\begin{array}{r} 5.54 \\ + 4.30 \\ \hline \end{array}$$

$$\begin{array}{r} 12.09 \\ + 8.48 \\ \hline \end{array}$$

$$\begin{array}{r} 33.41 \\ + 11.97 \\ \hline \end{array}$$

$$\begin{array}{r} 73.05 \\ + 41.29 \\ \hline \end{array}$$

$$\begin{array}{r} 50.99 \\ + 82.25 \\ \hline \end{array}$$

$$\begin{array}{r} 50.01 \\ + 39.39 \\ \hline \end{array}$$

$$\begin{array}{r} 61.94 \\ + 24.91 \\ \hline \end{array}$$

$$\begin{array}{r} 45.10 \\ + 87.63 \\ \hline \end{array}$$

$$\begin{array}{r} 43.36 \\ + 91.03 \\ \hline \end{array}$$

Spicy



## Adding Decimals (A)

Find each sum.

$$\begin{array}{r} 4.346 \\ + 3.159 \\ \hline \end{array}$$

$$\begin{array}{r} 8.185 \\ + 6.652 \\ \hline \end{array}$$

$$\begin{array}{r} 7.318 \\ + 2.866 \\ \hline \end{array}$$

$$\begin{array}{r} 1.436 \\ + 7.880 \\ \hline \end{array}$$

$$\begin{array}{r} 3.020 \\ + 7.541 \\ \hline \end{array}$$

$$\begin{array}{r} 3.705 \\ + 7.341 \\ \hline \end{array}$$

$$\begin{array}{r} 8.524 \\ + 9.231 \\ \hline \end{array}$$

$$\begin{array}{r} 9.065 \\ + 7.263 \\ \hline \end{array}$$

$$\begin{array}{r} 2.445 \\ + 3.098 \\ \hline \end{array}$$

$$\begin{array}{r} 6.503 \\ + 8.803 \\ \hline \end{array}$$

$$\begin{array}{r} 1.635 \\ + 5.873 \\ \hline \end{array}$$

$$\begin{array}{r} 3.891 \\ + 7.673 \\ \hline \end{array}$$



Topic:



## Scotland in comparison to Pakistan.

Over the last few weeks, you have all worked super hard when learning about our topic.

Did you know Eid Al-Fitr is a Muslim holiday celebrated in Pakistan and in Ramadan? This is also celebrated by the Muslims in Scotland. Ramadhan is the month of fasting. Eid Al-Fitr lasts three days. During this festival, children accept gifts and eidi in form of money from adults. It is an occasion intended for enjoyment, forgiveness and feasting.

Every religion, nation and country have their own traditions which bring them joy. In Pakistan, henna is considered very positive for religious occasions. Henna has existed from centuries and was usually drawn on the palms and feet. Girls get very excited for their Eid arrangements, especially for henna. They are fond of henna and often consider their Eid incomplete without it.

Today, we use a henna filled cone to apply henna designs. The benefit of using a cone is that you can achieve incredibly fine lines with it. Cones are held like a pencil in your hand to apply and design.

I know you are **BRILLIANT** researchers. So let's research some more...

Complete the crossword on 'Eid Al-Fitr' and then after I have a hand template for you to design your very own henna design. I will attach some examples on seesaw to help you.


**Be creative!**

**I cannot wait to see your detail!**

You could even draw your own hand in your home learning jotter or on paper and then design the henna onto your very own.

Here is your 'Eid-Al Fitr' crossword. Use the work bank and research online to help you complete this task.

## Eid al-Fitr



Use these clues to complete your crossword.

**Across**

- 3. Special Eid prayers.
- 6. In the Islamic calendar, the tenth month of the year.
- 7. Money, materials, or help, voluntarily given to people in need.
- 8. A building in which Muslim people worship.
- 11. Henna body art.
- 14. The Islamic practice of daylight fasting during the last month of the Islamic lunar calendar.
- 17. Going without food, especially as an act of religious observance.
- 18. The prophet of Allah.

**Down**

- 1. Gifts.
- 2. Making spoken or unspoken communication with God.
- 4. A religion based on the word of God as revealed to Muhammad.
- 5. Giving money to the poor and needy.
- 7. The shape of the moon when it has less than half its disc lit.
- 9. The burial place of the prophet Muhammad.
- 10. An Islamic festival, marking the end of the annual pilgrimage to Mecca.
- 12. Activity of fasting.
- 13. Announcing, "God is great."
- 15. A day or period of celebration, often one of religious significance.
- 16. A deep-red dye made from plant leaves.

**Word Bank**

mosque	sawm	Islam	fasting	Muhammad
Zakat	charity	presents	prayers	festival
henna	Salat	Eid	crescent	mehndi
Medina	Shawwal	Ramadan	Takbirat	

# Mehndi Design Template

Can you design a mehndi pattern on the hand below?



# PEPASS Glasgow

Let's try a dance challenge today!  
Choose the dance that you prefer.



**SCAN ME**

A large QR code is centered within a white rectangular frame that has a thick purple border. Above the QR code, the words "SCAN ME" are written in white, bold, uppercase letters inside a purple speech bubble shape.

Fairtrade: *Change world through your choices*



Fairtrade Fortnight is upon us!

Watch "Change the world through your choices" on Vimeo:

<https://vimeo.com/500855906?ref=em-share>

Please make a list of things you can do to help change the world!

Note this down on the Seesaw template, or on paper or even send me a voice note.

*I would love to know the changes you would make to help our world.*

What can you do to help change the world?

1.

2.

3.

4.

5.

## Additional Fairtrade activities:

### Cocoa trees grow in countries with tropical climates.

Find out what fruit trees grow in the UK.  
With an adult, make a plan to grow your own!



### Talk about it!

Tell a family member or friend about Fairtrade and the difference it makes to people and the planet.



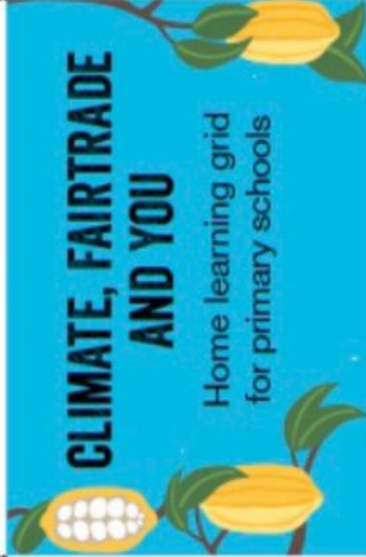
### Use Google Maps or an atlas to travel around the world! Can you find a country where cocoa grows?

Check the temperature in that country today. What was the temperature in that country 50 years ago? Has it changed?



### Share your vision of the world you want

Create your vision for the world you want, for the planet and everything on it. Share your artwork, prose, poem or film by emailing [schools@fairtrade.org.uk](mailto:schools@fairtrade.org.uk) with your name and age.



### Bake a difference.

With an adult, bake or cook using at least one Fairtrade ingredient.

Decorate your creation with the FAIRTRADE Mark!



### Create a Fairtrade farm in a shoe box! What Fairtrade product is growing on your farm?

You will need:

- A shoe box
- Junk/recycled materials
- Drawing materials and paints
- Inspiration from Fairtrade farmers

### Congratulations! You are the Head Chef at the 'Choose the world you want' restaurant.

Design a delicious menu that makes a difference in the world.



### The choices that we make can affect the planet and the people that live on it in positive and negative ways.

Make a choice that is positive for people and planet today! Write a sentence explaining your choice.



# Outdoor Learning:

Here is our new Outdoor Learning Calendar for March.

Let's try to go outside for fresh air as much as we can this month.

Why not choose an outdoor challenge every day?

I wonder if you can complete the set activity for each day during this Month.

<h1>MARCH OUTDOORS</h1> <p>To obtain the full activity pack head to <a href="http://www.loveoutdoorlearning.com/free-resources">www.loveoutdoorlearning.com/free-resources</a></p>		<b>Scavenger Hunt</b> Have many 2D or 3D shapes can you spot when you are outdoors today?	<b>Play</b> We all love a good game and today we challenge you to play i-spy when out for a walk	<b>Careers Week</b> Keep your eyes peeled on your walk to spot anyone working outdoors!	<b>World Book Day</b> Where is the most unusual place you can find to read your book today? Share it!	<b>World Hearing Day</b> Can you sit still and listen? Can you use what you hear to create a sound map?	<b>Old Stuff Day</b> Can you head out and find an old tree? Draw it and imagine what it might have seen	<b>British Pie Week</b> Can you head outdoors and make a mud pie? Remember flowers can be used too!
		<b>Mothering Sunday</b> Find something beautiful for someone wonderful in your life	<b>Science Week</b> How do flowers take in water? We have an experiment to help you discover this!	<b>World Maths Day</b> Lets go a hunt, can you measure a metre and find things that are 1 metre tall or wide?	<b>Sticks</b> Can you use sticks to create a maze for a small creature to explore?	<b>Draw</b> Can you find a spot outdoors to draw a beautiful chalk picture for everyone to enjoy?	<b>St Patrick's Day</b> How many shades of green can you find outdoors on your walk?	<b>Foot Week</b> What better way to celebrate foot week than to head out for a walk?
<b>International Forests Day</b> It is also Poetry Day, can you head to a forest or wood and write a poem?	<b>Spring Equinox</b> Can you find something outdoors that makes you happy?	<b>Art</b> We love creating art! Can you collect some leaves and do a leaf rubbing picture?	<b>Recycling Day</b> Can you create something for your garden or outdoor space using recycled materials?	<b>Kim's Game</b> Can you use the flowers you collected yesterday to play Kim's Game?	<b>Identify</b> Can you identify different types of flowers? Collect some for tomorrow's game.	<b>Scavenger Hunt</b> As we head into Spring the trees are changing, how many can you identify?	<b>World Meteorological Day</b> Can you build a rain gauge?	<b>World Water Day</b> Take some time to discover what natural items you find outdoors sink and float.
<b>Art</b> Can you create a huge flower using materials you find outdoors?	<b>Grow</b> Can you plant something and care for it as it grows?	<b>Sticks</b> We love playing Pooh Sticks! Can you find a bridge over water to play this game?	<b>Kim's Game</b> Can you use the flowers you collected yesterday to play Kim's Game?	<b>Play</b> Today is free play day! Play is learning, what will you explore?	<b>Photo</b> Can you take a photo or draw your favourite place outdoors?	<b>Maths</b> Take a walk and play spot the number, work up in sequence from zero.		