

P5b's Home Learning

Thursday 25th February

Literacy: Handwriting

L.I: To practise basic handwriting joins.

Pick 5 words from your spelling words and write them out 4 times. Practise your best **joined** handwriting and circle the word that you have formed the best just like we do in class!

Remember to write them in your jotter and upload a picture to

Seesaw.

Grammar: Adjectives

L.I: To understand the terms comparative and superlative adjectives.

To form comparative and superlative adjectives.

Task 1: **Please listen to my recorded lesson posted on Seesaw!**

Task 2: Complete the worksheet attached.

P5 Comparative and superlative adjectives

A comparative adjective is used to compare **two** things.
A superlative adjective is used when you compare **three or more** things.

Please complete the grid by adding **er** or **est** to the base word.

Base word	Comparative adjective add er	Superlative adjective add est
bright		
straight		
small		
grey		
slow		
high		

Now complete the sentences using a comparative or superlative adjective from the table.

- The _____ runner finished last in the race.
- My car is _____ than a tractor.
- Ben Nevis is the _____ mountain in Scotland.
- The sun was _____ than the moon.
- I used a ruler to draw the _____ line.
- My school jumper was _____ than my socks.

Mathematics: Angles and Symmetry

L1 To use knowledge of angles to calculate missing angles.


Task 1: Please listen to my recorded lesson posted on Seesaw!


Task 2: Complete the worksheet attached


P5 Complementary angles


Complementary Angles


Find the missing angles.

Example:  The missing angle is $90 - 12 = 78^\circ$

1.  The missing angle is


2.  The missing angle is


3.  The missing angle is


4.  The missing angle is


P5 Complementary angles


Complementary Angles


5.  The missing angle is

6.  The missing angle is

7.  The missing angle is

8.  The missing angle is

9.  The missing angle is

10.  The missing angle is

Religious Education:

L.I: We are learning about World Thinking Day 

Please read through the slides and make up your own 'positive thought' quote. Write it in bright colours on paper and share to see saw.

You can find the slides on the school app and website.