

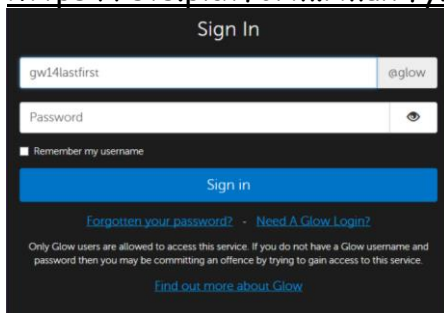
P6 Home Learning

Monday 18th January


GLOW

Please log into your Glow email. Below are step-by-step instructions of how to access it. Please do this today if possible! I have set learning on Tigtag so you will need to attach the Tigtag tile to your Glow launchpad.

1. <https://sts.platform.rmunify.com/Account/SignIn/glow>



- 2.
3. Sign in by only typing the **first part of the email address** given to you. You will see the @glow is already there for you. Type in the password - sandwood. Please change your password.
4. Once you have logged in successfully you will see the launch pad.




- 5.
6. Click on **App Library**.
7. Type the word Tigtag into 'Search Apps'.
8. Click on the Tigtag tile (as shown in picture) and then click button to attach to launch pad.
9. Click into the Tigtag tile and explore.



A video has been posted on Seesaw to support you with this task.

Morning Starter - Pobble (20 mins)

<https://www.pobble365.com/>



- Please complete at least 2 of the challenges - Story Starter, Question Time, Picture Perfect, Sentence Challenge, Sick Sentences.

HWB - Jo Wicks



<https://www.youtube.com/channel/UCAxWIXTOiEJoOTYIRfn6rYQ>

- 30 minutes of exercise to start your day. This is the equivalent of the daily mile, break and lunch time activity. I will be doing this with you every morning! Send pictures or videos of your fantastic effort!

Newsround

<https://www.bbc.co.uk/newsround>



Write 5 detailed sentences about the information you have learned by watching Newsround.

Literacy – Nelson Spelling

Please find your Nelson Spelling as a separate Seesaw activity with direct teaching video support.



Book 1

UNIT 9

o-e

stone

throne

SPELLING *Extra*

Copy these sentences.
Use key words from the box opposite to fill the gaps.

"I need a new _____," shouted the old king.
"I want it carved from that _____," he added.
He _____ a huge stone from the top of the hill.
But the stone _____ in half!
"_____ the door so the king
can't see," they said, "or he'll
chop off our heads!"

SPELLING *Focus*

key words

stone ✓
throne ✓
broke ✓
choke ✓
smoke ✓
close ✓
chose ✓
those ✓
drove ✓
stove ✓

Write a **key word** that rhymes with each of these words. The pictures will help you. The first one is done for you.

stone broke throne

1 throne 2 _____ 3 _____

chose drove choke

4 _____ 5 _____ 6 _____

SPELLING *Extension*

woke woken chose chosen
broke broken froze frozen

Sometimes you can make a new word by adding an **n**. Copy these sentences and use an **n** word from the box to fill each gap.

1 I was _____ early by the birds singing.
2 The tent pole had _____.
3 It was cold and the water in the bucket had _____.
4 I wished I hadn't _____ to sleep in the tent!

Extension

What other o-e words do you know?

Write 3 fantastic sentences using o-e words.

Book 2



UNIT 3

ou

hound thought

SPELLING **Focus**

key words

found
hound
pound
round
sound
ground
could
would
should
though
thought

A Look at these pictures. The words that go with them all rhyme with **pound**. Write the words in your book.

1 f _____ 2 r _____

3 g _____ 4 s _____

B Make a list of the key words where the **ou** letter pattern makes a different sound.

C Write a sentence that has at least two **ou** words in it.

Extra

Contraction means a shorter word.

Sometimes we run words together as we speak. This makes new words, called **contractions**. If we say **you** and **are** together it's written **you're**. The ' ' shows where something has been left out.

A Read these sentences quietly to yourself. Try putting in **you are** or **your**. Which one makes sense? Copy the sentences into your book, choosing **you're** (which means **you are**) or **your** to finish them.

- 1 Can I come to _____ party?
- 2 No, _____ too young.
- 3 I think _____ being unkind.
- 4 _____ wrong!
- 5 But _____ Dad said I am old enough.

B Make contractions from these pairs of words.

- 1 should not
- 2 could not
- 3 would not

Use each contraction in a sentence.

Extension

Look at the words in the box. Write them in **alphabetical order**.

found hound sound round ground pound

22 23

Dictionary Challenge

Use an online dictionary to find the definition (meaning) of your key words.

Example

Found – 1. Found is the past tense and past participle of find. 2. verb. When an institution, company, or organization is founded by someone or by a group of people, they get it started, often by providing the necessary money.

Book 3



OW endings



Focus

key words

arrow
narrow
sparrow
yellow
elbow
pillow
window
follow
hollow
borrow
sorrow
burrow
shadow
shallow

- A** Copy these groups of words. Underline the word in each group with the different letter pattern.
- pillow willow shadow billow
 - narrow follow sparrow arrow
 - elbow shallow swallow allow
- B** What am I?
Look at the picture clues and complete the sentences. Then find the key word that matches the clue.
- I am a small brown on me.
 - Rest your on me.
 - I'm home to a family of .
 - When the shines I never leave your side.
 - Mix me with and I turn green.

Extra



growl known prowl show
growth scowl down slow
blown brown throw crown
shown downrown frown thrown

Sort the words in the box into sound pattern families, like this:

Words with ow sounding like cow	Words with ow sounding like window
down	slow

Write a sentence using one word from each family.

Extension



Remember, a **syllable** is a part of a word that can be sounded by itself. Each syllable has its own vowel sound. For example:
'pillow' is pronounced **pil - low**, so it has two syllables.
'arrow' is pronounced **ar - row**, so it also has two syllables.

Copy these words. Sort them into lists of one-syllable, two-syllable and three-syllable words.

- grow
- follow
- following
- rainbow
- window
- swallow
- tomorrow
- barrow
- own

Does each of your syllables have a vowel?

For example:
1 syllable grow
2 syllables follow = fol - low
3 syllables following = fol - low - ing

Syllables

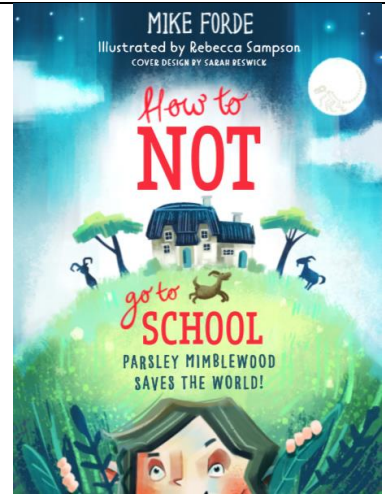
How many vowels and syllables are in your name?

Miss (1 vowel and syllable) Sturrock (2 vowels and syllables)

Now complete a syllable and vowel chart for every member of your family (including your pets).

Literacy – Novel Study

A PDF of the novel has been emailed to you and is also available in our P6 folder on the app and website.



Chapter 2

- Read Chapter 2.
- Create an agenda for a family meeting and complete the points.

Official Family Meeting

*Attendees: Me, Bo, Mum, Alfred the Great (cat),
Stick-asaurus (stick insect)*

Discussion points:

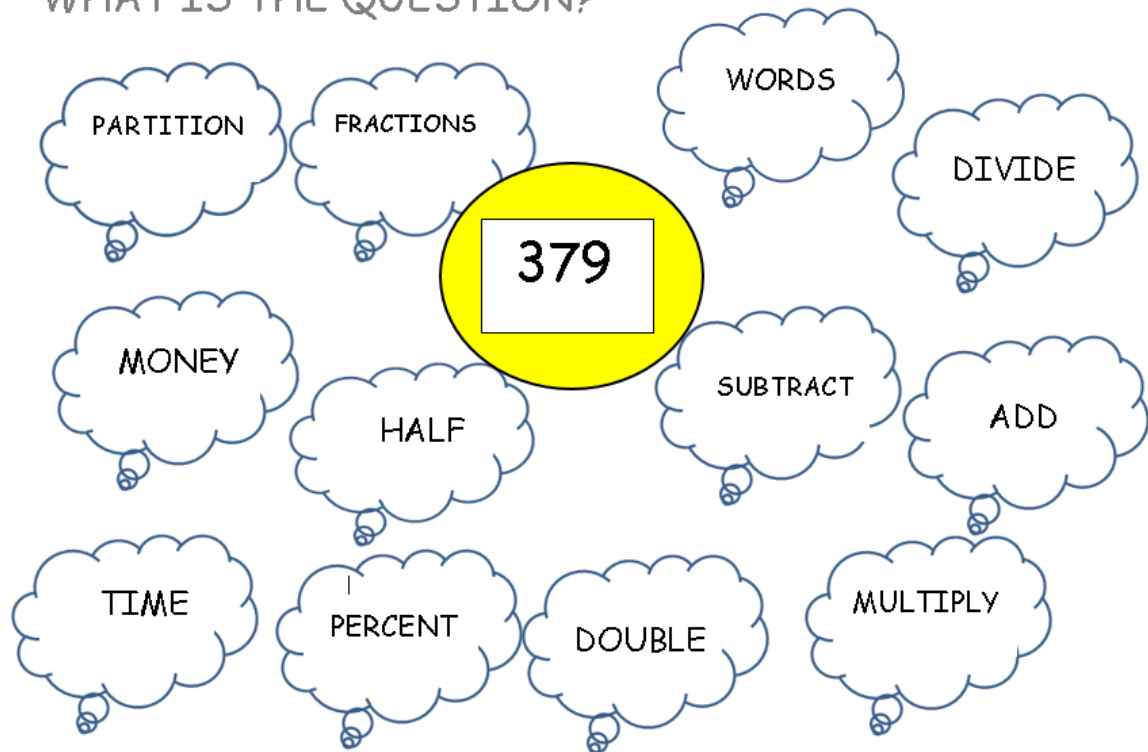
- *What are the symptoms of Cabin Fever?*
- *How to avoid catching Cabin Fever?*
- *What to do if you suspect you or a member of your household has Cabin Fever?*
- *What should we do if everyone has Cabin Fever?*
- *Any other business?*

- <https://www.youtube.com/watch?v=cmQwL6qiByc>

Learn the song 'I've Got Cabin Fever' and try to copy the voices.

Numeracy – What is the Question?

WHAT IS THE QUESTION?




Create your own amazing sums or questions! A direct teaching video has been attached to this activity on Seesaw to support learning.

E.G. 50% of $379 = 189.5$
 50% of $300 = 150$
 50% of $70 = 35$
 50% of $9 = 4.5$

Sumdog – We have entered the Glasgow Sumdog competition! Please try to answer as many questions as possible this week.





Tigtag – Science

Activity 1

Watch the video - <https://www.tigtagworld.co.uk/film/living-things-PRM00158/>

Write a definition for the words below.

Excretion -

Respiration -

Growth -

Reproduction -

Activity 2

Watch the video - <https://www.tigtagworld.co.uk/film/living-things-pixelate-PRM00353/>

- Did you guess what it was? Has this happened to you before? When?

Activity 3

Watch the video - <https://www.tigtagworld.co.uk/film/living-things-spot-the-PRM00355/>

- Did you spot the living things?

Activity 4

Watch the video - <https://www.tigtagworld.co.uk/film/living-things-whats-that-noise-PRM00356/>

- What was that noise? Did you manage to guess in time?