

P6 Home Learning


Friday 22nd January

GLOW

Please log into your Glow email. Below are step-by-step instructions of how to access it. Please do this today if possible! I have set up Microsoft Teams which is connected to your Glow account. We will meet **today at 1pm** with the rest of the class. It would be wonderful to see you there. Please use **MICROSOFT EDGE** as web browser.

1. <https://sts.platform.rmunify.com/Account/SignIn/glow>

- 2.
3. Sign in by only typing the **first part of the email address** that I sent to you. You will see the @glow is already there for you. Type in the password - sandwood. Please change your password.
4. Once you have logged in successfully you will see the launch pad.

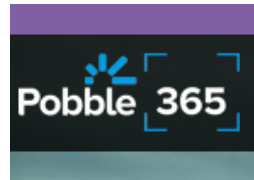


- 5.
6. Click on App Library.
7. Type the word Mail into 'Search Apps'.
8. Click on the Mail tile (the one in the picture above) and click button to attach to launch pad.
9. Click into the Mail tile to read your email and send wonderful work.
10. Repeat 6 and 7 to search and attach Microsoft Teams.

Please persevere and try to log into Microsoft Teams. I have emailed a video of how to access this. (Use - @glow.sch.uk)

Morning Starter - Pobble (20 mins)

<https://www.pobble365.com/>



- Please complete at least 2 of the challenges - Story Starter, Question Time, Picture Perfect, Sentence Challenge, Sick Sentences.

HWB - Jo Wicks



<https://www.youtube.com/channel/UCAxWIXTOiEJoOTYIRfn6rYQ>

- 30 minutes of exercise to start your day. This is the equivalent of the daily mile, break and lunch time activity. I will be doing this with you every morning! Send pictures or videos of your fantastic effort!

Newsround

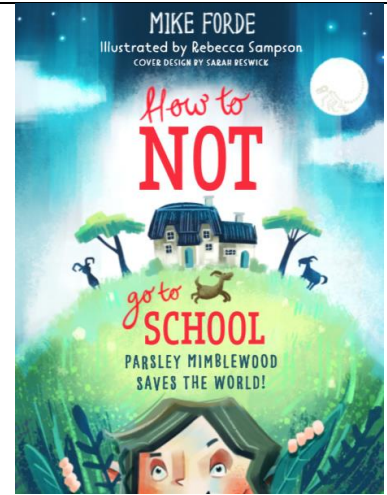
<https://www.bbc.co.uk/newsround>



Write 5 detailed sentences about the information you have learned by watching Newsround.

Literacy – Novel Study

A PDF of the novel has been emailed to you and is also available in our P6 folder on the app and website.



Chapter 3 – Direct teaching video available on Seesaw.

- Read Chapter 3.
- Answer the questions on the postcard to gran.
- Create 3 more questions.
- Draw Parsley's imaginary friends using the detail in this chapter.

1. Evil Eggbert

2. Norbert Nose-Full

3. Parsley the Imaginary Guinea-Pig

4. PomPom the Ninja

5. Detective Inspector Dracula

6. The Reading Dog

7. FartBot

8. Create your own character.

Numeracy

<https://www.topmarks.co.uk/maths-games/daily10>

- Daily 10 of your choice.

If you are getting 10/10, try a higher level to challenge yourself.

- Pick a mixed operation challenge below – Direct teaching video is available on Seesaw.

★		★★		★★★	
A1.0	6×5	B1.0	$1134 \div 6$	C1.0	$6463 + 3137$
A2.0	3×3	B2.0	$868 + 52$	C2.0	$9205 - 1736$
A3.0	$6 \div 2$	B3.0	8613×6	C3.0	$348 \div 12$
A4.0	3×5	B4.0	2457×2	C4.0	$5255 + 1575$
A5.0	7×8	B5.0	$47 + 913$	C5.0	$6521 + 2550$
A6.0	$10 \div 2$	B6.0	$51 + 843$	C6.0	$3488 + 7136$
A7.0	$7 + 5$	B7.0	$18 + 745$	C7.0	$1216 \div 19$
A8.0	9×4	B8.0	$786 - 30$	C8.0	$888 \div 12$
A9.0	6×10	B9.0	$104 - 52$	C9.0	522×37

OR

Sumdog – Complete the challenge I have set.

French Fridays with Ms. Howarth

French Friday!

I will send a PDF document from Ms. Howarth every Friday. This will show your French lesson for the week and links to supporting videos.



HWB – Edinburgh Zoo



<https://www.edinburghzoo.org.uk/webcams/panda-cam/>

Watch the animals through the web cam.

- Draw one of the animals and its enclosure.
- What were the animals doing when you were watching them?

