





Meet the Teacher

Mrs Brierley



Primary 6b



Meet the Teacher

Members of Staff

Miss Anderson

Helps to support Literacy and will work with some pupils as part of a smaller group.



Mrs Hanif

Tuesday mornings and teaches P.E, R.M.E. & Mental Maths.

Miss Storey

Helps to support learning in the classroom throughout the week.

Our Values

R esilience

E ffort

S uccess

P ositivity

E quity

C aring

T eamwork

Our Timetable

| | 9-9:20 | 9:20am-10:45am | 11:00am-12:30pm | 1.15-1.45 | 1:45pm-3:00pm |
|------------------|----------------------|--|----------------------------|--------------------|--|
| MONDAY | Spelling | <u>Literacy</u> Reading Skills Spelling – new words & test | <u>Numeracy/Maths</u> | Story Hand-writing | <u>HWB</u> <u>French</u> |
| TUESDAY | | <u>NCT – Mrs Hanif</u> 9-11:45 Mental Maths, PE & RME | <u>Literacy</u> Grammar | Story Hand-writing | <u>STEM – Digital Skills</u> |
| WEDNESDAY | Spelling | <u>Literacy</u> Writing | <u>Numeracy/Maths</u> | Story Hand-writing | <u>Expressive Arts</u> |
| THURSDAY | Spelling | <u>Literacy</u> Reading Scheme | <u>Numeracy/Maths</u> | Story Hand-writing | <u>IDL</u> |
| FRIDAY | Spelling Handwriting | Finishing off <u>PE</u> Indoor | <u>Literacy / IDL</u> | Story | <u>Mental maths</u> <u>Golden Time</u> |

Daily Routines



- Daily Challenge – every morning at 9am
- Handwriting Practice
- Literacy Programme – Reading, Writing, Spelling, Grammar and T&L activities.
- Sumdog Challenges
- Numeracy Programme
- Story– 15 minutes after lunch
- Newsround – Talking & Listening/Current Affairs
- I.D.L. activities

Strategies used to support Learning

- Follow a work programme in Numeracy and Literacy to develop organisational, time management skills and independent learning.
- Build in opportunities throughout the day for pupils to work independently, with a partner, as part of a group and as a class.
- Use a range of resources from textbooks to interactive games, digital resources and outdoor learning opportunities to help support the learning process.

Digital Learning

- Weekly coding learning – focus on creating games
- Use of Microsoft Word
- Keynote – creating presentations / infographic posters
- Sending emails with attachments
- Digital drawing skills
- Recording and editing sound and video
- Safe and appropriate use of technology
- Training to be Digital Ambassadors



Health and Wellbeing

H&WB is part of every aspect of our school day.

Monthly themes-

Aug- Values

Sep- Emotions

Oct- Personal Safety/Substance abuse

Nov & Dec- Relationships (Bullying)

Jan- Dealing with Conflict and Change

Feb- Resilience



Mar- Rights and Responsibilities

Apr- Relationships, Sexual Health and Parenthood education (RSHP)

May- Food and Health

Jun- Success and Ambition

PE- Twice weekly (Tuesday and Friday)



I.D.L Topics

We use a context to learn a variety of skills within Expressive Arts, Technologies, Social Studies, Sciences, Literacy, Maths and Health and Wellbeing.


Block 1- The Victorians (History)

Block 2- Fairtrade (Business)

Block 3- Scotland (Geography)

Scottish Power (Science/Sustainability)



Block 4- The Titanic (Technology)



Homework

This is given out on Tuesday each week. Returned the following Monday. Activities can either be uploaded to Seesaw direct or pupils can hand in homework jotter.

- SeeSaw - Activities posted weekly.
- Literacy - Spelling & Reading homework is assigned each week.
- Numeracy - Sumdog/Topmarks
- Victorians Home Learning Grid
- Please message me on SeeSaw if there are any questions about homework.











Homework










- Offers pupils personalisation and choice
- Develop decision making and Independence
- Variety of activities to develop skills across a range of curricular areas.

Victorians

Primary 6 Home Learning Grid
'The Victorians'



| | | | | |
|---|---|---|---|--|
| <p>Please choose the task that you would like to complete and evidence your learning on seesaw or in your homework jetter.</p> <p>A house token will be awarded for each task completed.</p> | <p>Design a game that Victorian children could play. Write instructions on how to play your game.</p>  | <p>What can you find out about the Victorians? http://www.bbc.co.uk/schools/primaryhistory/victorian Britain/</p> <p>Conduct some independent research for our topic and choose how you would like to display your findings.</p> | <p>Research Victorian and local artist LS Lowry. Draw or paint a picture in the same style.</p> <p>www.bbc.co.uk/bitesize/clips/zc9jnb https://www.youtube.com/watch?v=yc6mNl_dNc8 https://www.youtube.com/watch?v=7Cqhz0_h7-PO</p>  | <p>Make up a Victorian quiz to challenge your classmates.</p> |
| <p>Research kings and Queens from the past and create a bar chart to show the length of each reign - make it colour-ful!</p>  | <p>Design and make a peg doll for a Victorian child to play with.</p>  | <p>Compare coins from the Victorian era with our coins today. Can you draw and label some?</p>  | <p>Write a newspaper report announcing the Queen's coronation.</p>  | <p>The Victorians introduced 'The Afternoon Tea'</p> <p>Design your own sandwich and cake for an afternoon tea. You could make them too and have a picnic!</p>  |


| | | | | |
|--|--|--|--|--|
| <p>Queen Victoria ruled the British Empire. On a map colour the countries included or draw your own map!</p>  | <p>If you were Queen Victoria what laws would you have made and why?</p>  | <p>Write 10 facts about Queen Victoria.</p>  | <p>Use your maths skills to weigh the ingredients to make a Victoria Sponge cake - don't forget to save me a piece!!</p>  | <p>Research Charles Dickens. What famous story did he write about a Victorian child in 1837. Perhaps you could watch the film or a clip of it!</p>  |
| <p>Draw a portrait of Queen Victoria in black and white.</p>  | <p>Draw and label 5 things that were invented during the Victorian era.</p>  | <p>Have a look at Kensington Place where Queen Victoria grew up. https://www.hrp.org.uk/learning-ton-palace/#g.318b8y</p> <p>Take a virtual tour of Buckingham Palace https://www.royal.uk/sirtual-tours-buckingham-palace</p> | <p>Make a list of 20 objects that we use today that the Victorians invented.</p>  | <p>Investigate the differences between schools in Victorian times and schools now. Can you make up your own school rules?</p>  |

School Information

- **Uniform and labels-** Please write your child's name and class inside their items of clothing.
- **Playground-** breaks are at 10:45-11 and 12:30-13:15.
- **Parental Involvement-** We are always looking for support so please get in touch to let us know how you can get involved.
- **Concerns-** Please contact me on email or the school office.

Additional Information

- **Water bottles-** Please bring a water bottle to school. There are some spares if you need a re-usable one.
- **Inhalers-** All children must have two inhalers in school. One on their person and another in the medicine cabinet. Children cannot leave the school without their inhalers.
- **Class Information Block 1-4-** sent on the app termly.
- **App-** Please download the app. Scot Ed and find Sandwood Primary.



Thank you!

Should you have any questions
please message on SeeSaw, email
or contact the school office.

gw14fisherlauren@glow.sch.uk

