

P7 Home Learning

Friday 12th February

Happy Friday!

Newsround - Topical Science

<https://www.bbc.co.uk/newsround>







Write 5 sentences about facts you have learned by watching Newsround.

Health and Wellbeing - PE Challenge

Below is a challenge card of different exercises you can do in your house or outdoors. For each activity take a picture or make a video and send it to me on Seesaw.



P.E Challenge Grid

<p>Complete a Joe Wicks workout! This will link you to his YouTube channel. Go to the 'classroom workout' section and let's keep fit! https://www.youtube.com/channel/UCAxW1XTQjFIe0TYIRfn6rYQ *Challenge - can you create your own workout and get your family to join in? You could even create a workout and upload it to Teams so that we can all do it at home too! Take lots of pictures / videos!</p> 	<p>Put your dancing skills to the test with Just Dance! Go to their YouTube channel and choose a dance to follow. https://www.youtube.com/channel/UCQcefYX4YxrPA-ahpa81s2A Encourage anyone at home to join in too! Why not create your own dance or teach us how to do a TikTok dance by creating your own dance tutorial!</p> 
<p>Get moving with GoNoodle, Cosmic Kids Yoga or Yoga for Teens with Adriene! https://www.youtube.com/channel/UC2YBT7HYqCbbvzu3bKZ3wnw https://www.youtube.com/watch?v=7kgZnIqzNaU</p> 	<p>Create your own indoor or outdoor obstacle course using anything you can find! Take photos of it and edit using PicCollage or Markup to show what you have to do on each part of your course. Or you could take a video explaining how to set up your course and what you've to do!</p> 

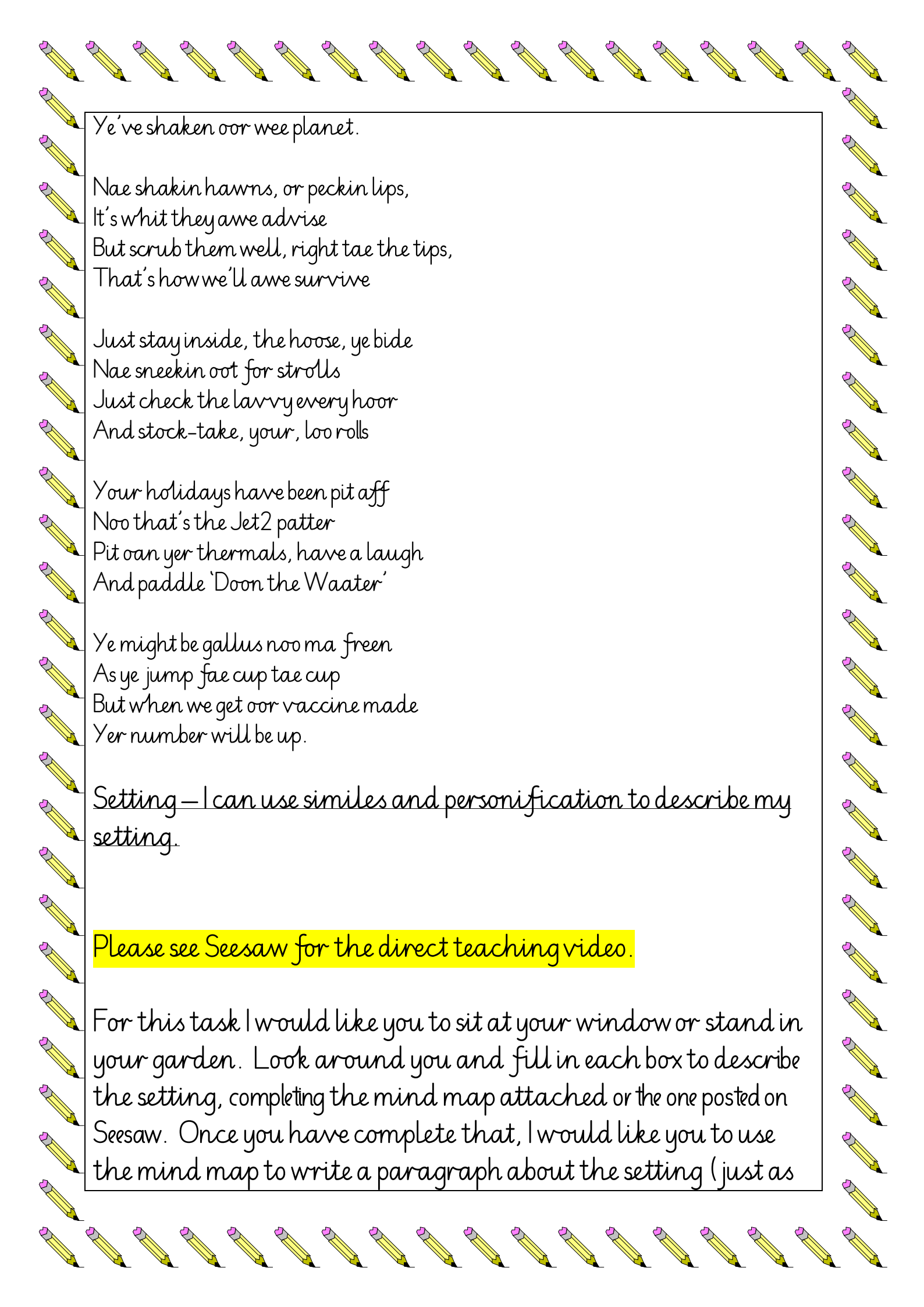
Literacy-

Please continue to read our Scottish poem, Tae a Virus. I would really like it if you could video or voice note yourself reciting it. Remember to use a clear voice, slow pace and expression. There is a voice note on Seesaw of Mrs Beck reading it to you.

Tae A Virus
By Willie Sinclair

Twa months ago, we didna ken,
Yer name or ocht about ye
But lots of things have changed since then,
I really must salute ye.

Yer spreading rate is quite intense,
Yer feeding like a gannet
Disruption caused, is so immense,



Ye've shaken oor wee planet.

Nae shakin hawns, or peckin lips,
It's whit they awe advise
But scrub them well, right tae the tips,
That's how we'll awe survive

Just stay inside, the hoose, ye bide
Nae sneekin oot for strolls
Just check the larry every hoor
And stock-take, your, loo rolls

Your holidays have been pit aff
Noo that's the Jet2 patter
Pit oan yer thermals, have a laugh
And paddle 'Doon the Waater'

Ye might be gallus noo ma freen
As ye jump fae cup tae cup
But when we get oor vaccine made
Yer number will be up.

Setting – I can use similes and personification to describe my setting.

Please see Seesaw for the direct teaching video.

For this task I would like you to sit at your window or stand in your garden. Look around you and fill in each box to describe the setting, completing the mind map attached or the one posted on Seesaw. Once you have complete that, I would like you to use the mind map to write a paragraph about the setting (just as

you would find in a book). Please use lots of detail and remember, I'd like you to use similes and personification. Remember, your very best handwriting.

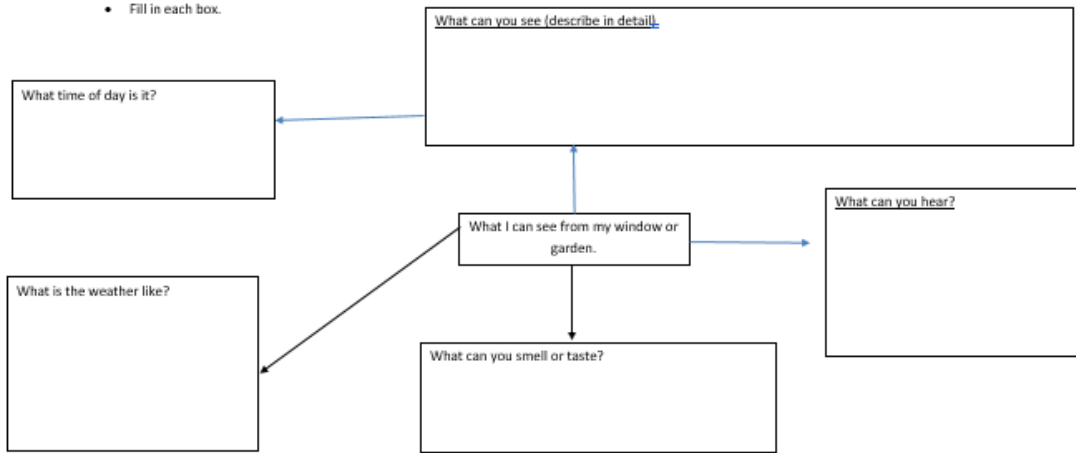
Setting

- Stand outside or look out of your window, what can you see, hear etc? Fill in each box.

Learning Intention – To write my own story setting.

Success Criteria –

- Use adjectives to describe a setting.
- Use at least one simile.
- Fill in each box.



Numeracy

L.I. – I can read and use timetables.

Please watch the direct teaching video on Seesaw.

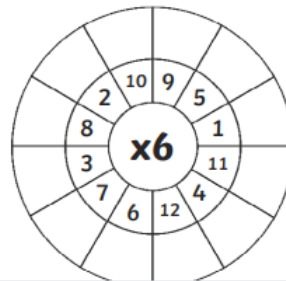
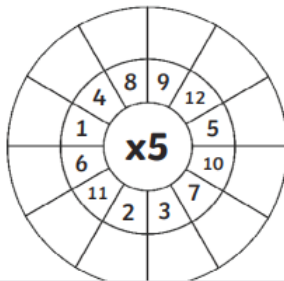
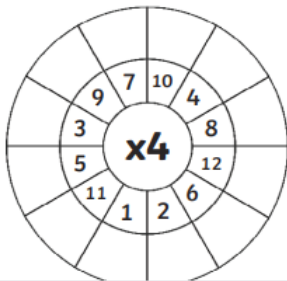
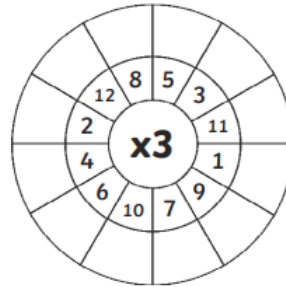
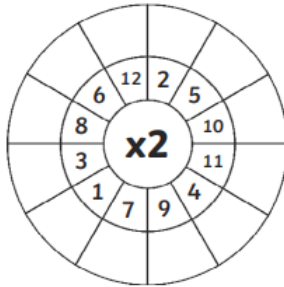
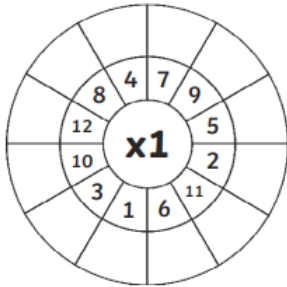
For this task you will have to look closely at the timetables on Seesaw and answer the corresponding questions on your home learning jotters. Please remember to put the date and learning intention at the top of the page.

Finisher –

Complete the multiplication wheels below.

Multiplication Wheels

Multiply the numbers by the middle number.



French Fridays

Please follow Ms Howarth's French planner that is assigned on Seesaw.

