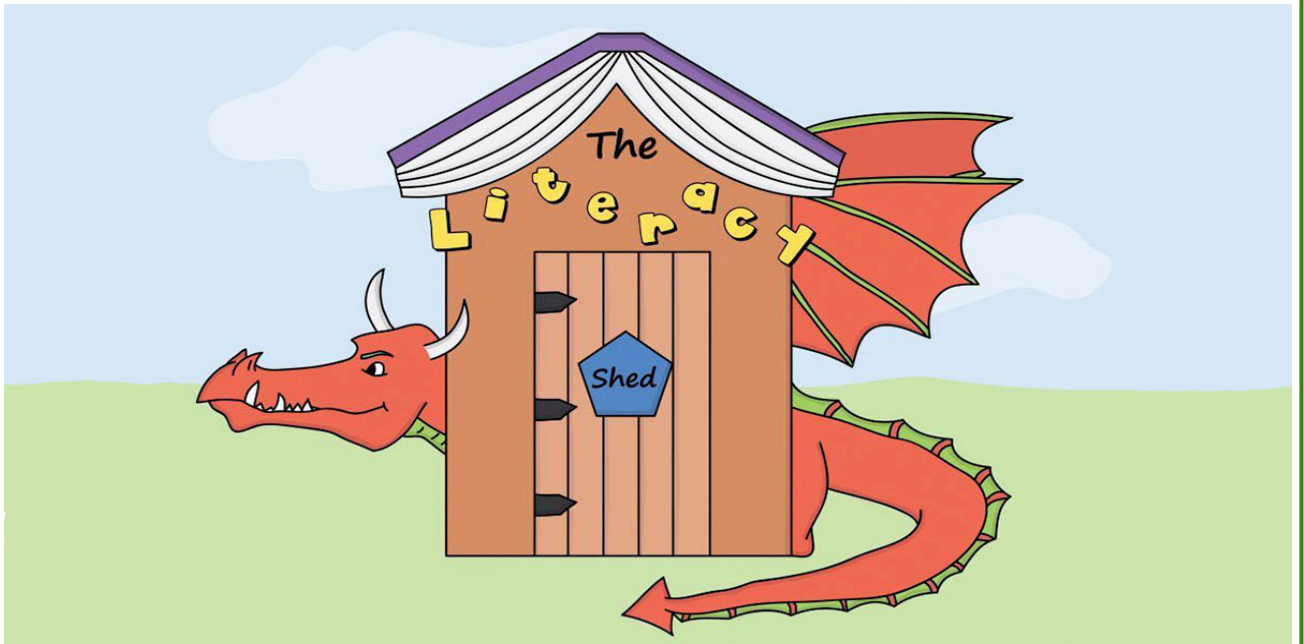


The Lighthouse



Activity Pack KS1

This pack contains
10 mixed activities
in response to a
short film clip

The Lighthouse

PLEASE NOTE

The Literacy Shed website should ALWAYS be used under the supervision of an adult. There are some clips on the site which are only suitable for use with Year 6 children or KS3. Please ensure that children do not search the website independently.

The activities in this pack are designed to use with the following clip...

<https://www.literacyshed.com/the-lighthouse.html>

Other activities to complete after watching the clip:

- Write a simple newspaper report about the event.
- Write some dialogue for the film.
- Write a recount of the events.
- Write a description of the lighthouse keeper.
- Write a description of the lighthouse on the rocks.
- Research a history of lighthouses.
- Find out about Grace Darling.
- Create a collage of a lighthouse on the rocks.
- Read The Lighthouse Keeper's Lunch.

The Lighthouse

Questions to ask:

Pause the film after 40 seconds when we first see the lighthouse keeper at his desk.

Why is this scene included in the film?

Can we describe the setting in 3 sentences?

When do you think the story is set?

Pause the film after the candle blows out.

Does the lighthouse keeper like his neighbours?

How does the director build the tension in this scene?

What words do you think the lighthouse keeper would use to describe

the people of the village?

What do you think the lighthouse keeper would be saying to himself when the lantern at the top of the lighthouse goes out?

Pause the film after the lighthouse keeper sees the ship.

How do you think he feels when he sees the ship?

The lighthouse keeper begins to panic – how can we show through his actions or feelings this sense of panic?

Pause the film when the lighthouse keeper gets to the bottom of the steps.

Where do you think he is going?

Do you think the villagers will help him?

Predict what you think will happen in the rest of the film.

Watch the film until the end.

How does the lighthouse keeper feel at the end?

Do you think he feels differently about his neighbours now?

What do you think will happen next time there is a party in the village?

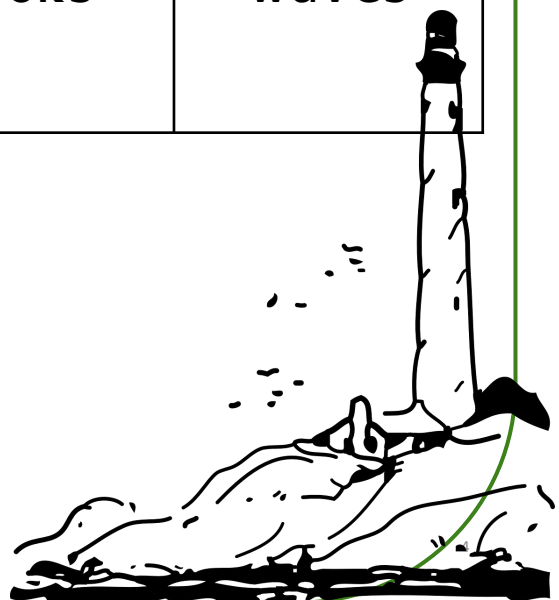
Note: there are no answers for these discussion questions.

The Lighthouse

Keep Yours Eyes Open

Watch the clip. How many of these things can you spot. Tick them when you see them. You might need to watch the clip more than once.

houses	candle	lighthouse	chair
lantern	glasses	machinery	ship
toolkit	steps	window	rocks
glass	village	handle	hat
scarf	moon	books	waves



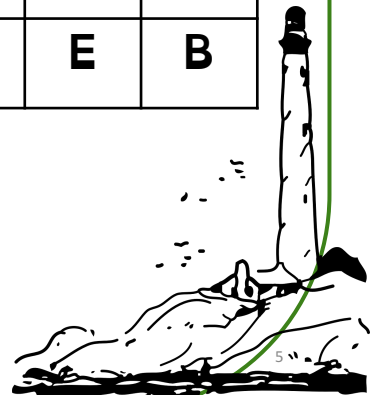
The Lighthouse

Word Search

Can you find the following words in the word search? Words can read forwards, down and can intersect.

houses candle lighthouse chair lantern
ship toolkit steps rocks glass hat scarf
moon

H	O	U	S	E	S	E	G	L	C
A	R	D	A	X	Z	S	L	I	A
T	O	E	C	F	A	T	A	G	N
S	C	S	H	I	P	E	S	H	D
G	K	G	A	O	Q	P	S	T	L
S	S	T	I	V	C	S	F	H	E
L	A	H	R	M	O	O	N	O	U
P	L	A	N	T	E	R	N	U	Y
T	O	O	L	K	I	T	H	S	V
G	S	C	A	R	F	L	M	E	B



The Lighthouse

Verb Poem


Verbs are often action words. They can describe physical actions and mental actions. Fill the grid below by creating a list of verbs which happen in the clip. You might need to watch the clip again.

cheering	crashing	bobbing	

This is a verb poem. It tells the story of what happened in the clip. Use some of your verbs from the grid and create your verb poem on the next page.

The Lighthouse

People cheering,
Light turning,
Waves crashing,
Light smashing,
Horn honking,
Keeper worrying,
Rocks waiting,
Keeper running,
People helping,
Boat bobbing,
Light guiding,
People smiling.



The Lighthouse

Lighthouse Maths challenge

The lighthouse keeper painted three colours on the outside of his lighthouse. He used these colours of paint.



Blue



Red



Pink

How many different combinations could the lighthouse keeper use?
E.g. Blue, red, pink.

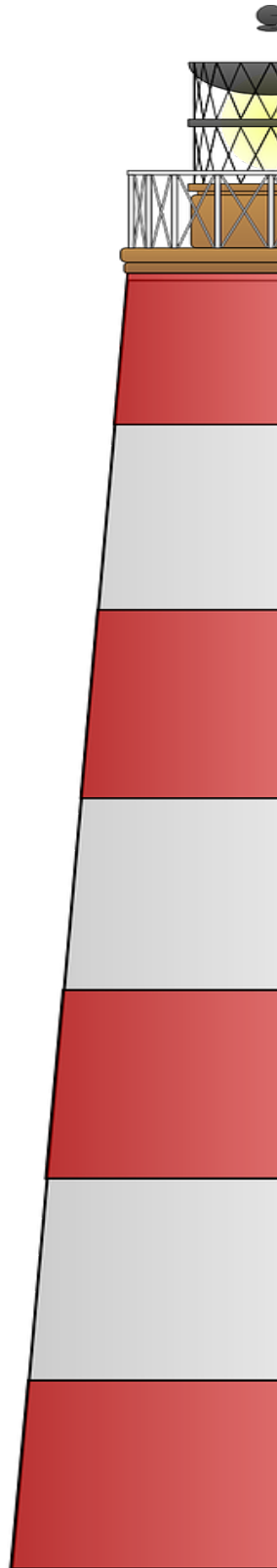
Extra Challenge

What about if he also had a can of green paint?
How many combinations then? What would they be?



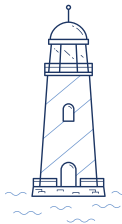
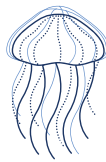
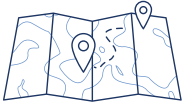



The Lighthouse

Can you draw the other half of the lighthouse?






Seaside Sentences

Have a look at the pictures below. Pick 6 and write a sentence about each. Can you put an adjective (describing word) in each?



E.g. The **enormous** whale swam through the **deep, blue** ocean.

The Lighthouse




Create a comic strip of the story


The Literacy Shed © 2020

The Lighthouse

Help the cheeky seagull find her way through the maze to get to the lighthouse for her lunch.



Postcard from the Lighthouse



Write a postcard from the lighthouse keeper to his friend to tell them about what happened.

The Lighthouse

Answer Page

Lighthouse Maths

3 colours = 6 combination

Blue, Red, Pink

Blue, Pink, Red

Red, Blue, Pink

Red, Pink, Blue

Pink, Red, Blue

Pink, Blue, Red

4 Colours = 24 combinations

Blue, Red, Pink, Green

Blue, Red, Green, Pink

Blue, Pink, Green, Red

Blue, Pink, Red, Green

Blue, Green, Pink, Red

Blue, Green, Red, Pink

Green, Pink, Red, Blue

Green, Pink, Blue, Red

Green, Blue, Pink, Red

Green, Blue, Red, Pink

Green, Red, Pink, Blue

Green, Red, Blue, Pink

Red, Blue, Pink, Green

Red, Blue, Green, Pink

Red, Green, Pink, Blue

Red, Green, Blue, Pink

Red, Pink, Green, Blue

Red, Pink, Blue, Green

Pink, Red, Blue, Green

Pink, Red, Green, Blue

Pink, Green, Red, Blue

Pink, Green, Blue, Red

Pink, Blue, Green, Red

Pink, Blue, Red, Green

