

# P5a's Home Learning

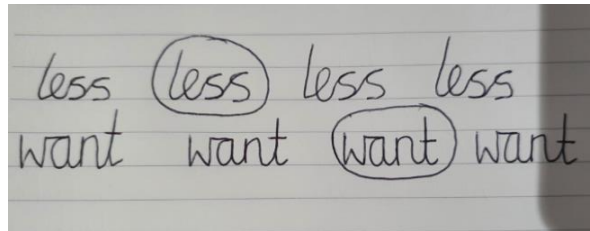
Tuesday 19<sup>th</sup> January

## Literacy: Handwriting

L.I: To practise basic handwriting joins.

Pick 5 words from your spelling words and write them 4 times. Practise your **joined** handwriting and circle your favourite word, just like we do in class! Remember to write them in your jotter and upload a picture to [Seesaw](#).

Example:

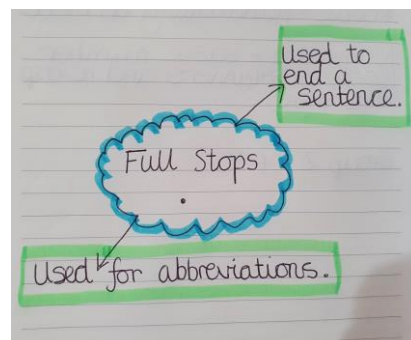


## Grammar: Full Stops and Commas

L.I: To use full stops and commas correctly.

Please listen to my recorded lesson posted on [Seesaw](#)!

Task 1: Can you create a mind map that will help you remember all the facts about the punctuation we learning? Use the posters to help you. You can also use a search engine like Google, to find more information. Make it as colourful as you like. Here is my example:



Task 2: Complete uploaded work sheets on using full stops and commas. Please write the sentences in your jotter then upload a picture of your lovely work. Don't forget to write the date!  
(19.01.21)

## Mathematics: Angles and Symmetry

L.I: To identify different angles in our environment.

Please listen to my recorded lesson posted on Seesaw!

We are going to recap our knowledge of angles. An angle is a measure of a turn and is measured in degrees or you might see a  $^{\circ}$  next to a number. For example,  $360^{\circ}$

These are the angles we are learning:

Right angle: $90^{\circ}$	Obtuse angle: Between $90^{\circ}$ and $180^{\circ}$	Acute angle: Less than $90^{\circ}$	Reflex angle: More than $180^{\circ}$
------------------------------	--	---	---

Task 1: Complete the [Seesaw](#) activity on labelling angles.

Task 2: Can you find any of these angles in your home or outside? Take some pictures and draw the angle to show me.

Don't forget to upload the pictures to [Seesaw](#)!

Extension: Complete the two [BBC clips](#) activities from the same link above.

## Religious Education:

L.I: We are learning about the Jewish Festival, Passover.

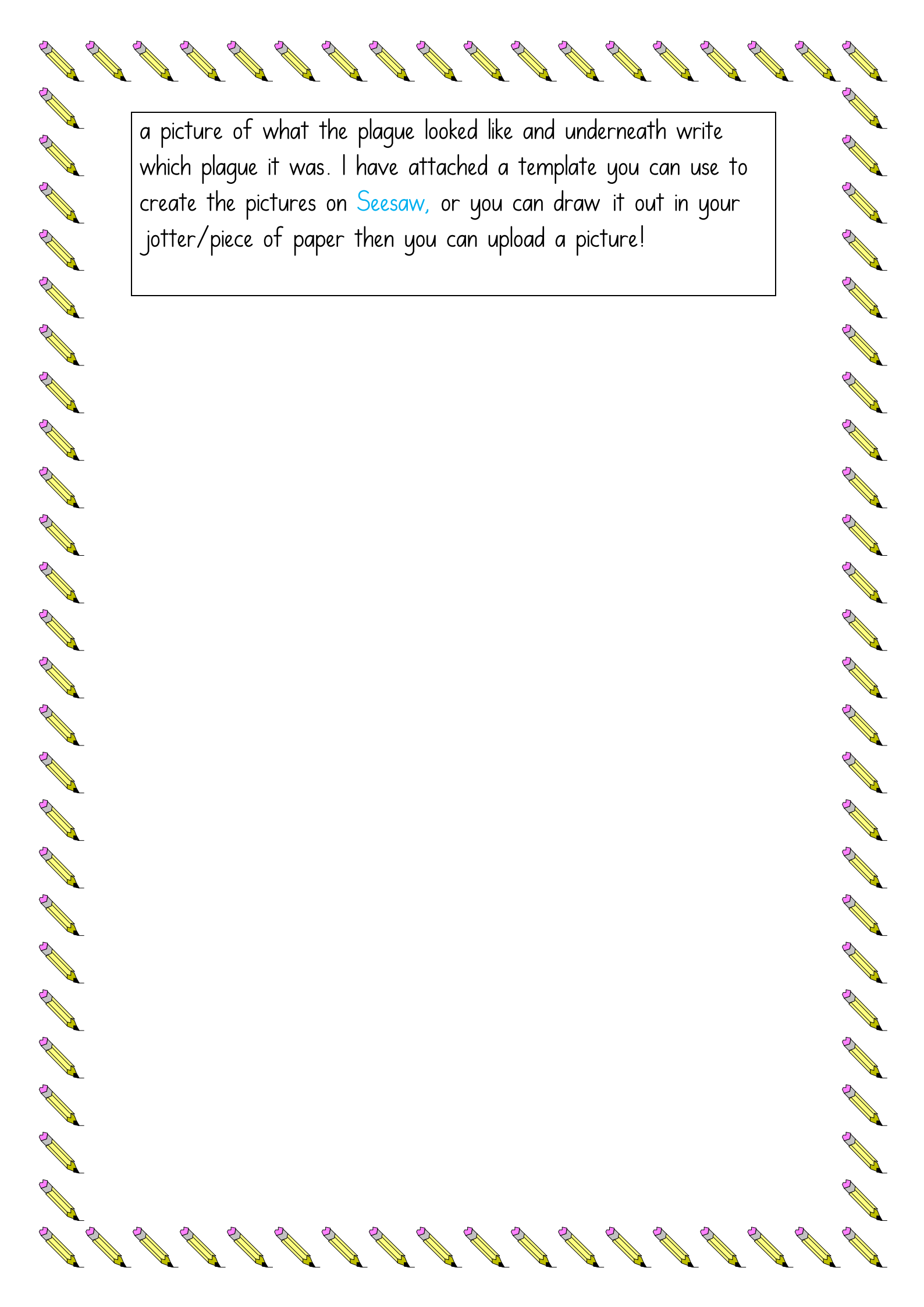
Watch this video clip about the story of Passover.

[The story of the Passover - KS1 Religious Education - BBC Bitesize](#)

Take notes on the 10 plagues that Moses cast over the Egyptians.

Hint: the first plague was the Plague of Blood!

Task: Create a comic strip of the 10 plagues. In each box draw



a picture of what the plague looked like and underneath write which plague it was. I have attached a template you can use to create the pictures on [Seesaw](#), or you can draw it out in your jotter/piece of paper then you can upload a picture!